



**TURKS AND CAICOS ISLANDS**

# **EDUCATION STATISTICAL DIGEST**

## **2021-2022**



Interactive  
Digest

# EDUCATION STATISTICAL DIGEST 2021-2022



**MINISTRY OF EDUCATION, YOUTH, SPORTS AND CULTURE**  
GRAND TURK, TURKS & CAICOS ISLANDS  
TELEPHONE: (649) 338-3134



## Remarks by the Minister

It is with great pride and optimism that I present this year's *Statistical Digest*, a comprehensive reflection of our education system's progress, challenges, and opportunities as we continue to strengthen outcomes for all learners. This publication stands as a vital tool for evidence-based planning and decision making, reinforcing our Ministry's commitment to transparency, accountability, and continuous improvement in education.

In today's rapidly evolving world, data is no longer a by-product of administration; it is the foundation upon which sound policy and effective action are built. Our aim is clear: to strengthen data driven decision making and boost operational efficiency across every level of the education sector. Reliable, timely, and accessible data empower us to better allocate resources, monitor performance, and design interventions that directly improve teaching and learning outcomes.

To achieve this, we are proud of what we have been able to accomplish through OpenEMIS, an innovative education management information system designed to modernise how data is collected, managed, and utilised, from early childhood education to tertiary institutions. OpenEMIS represents a step forward in the digital transformation of our education system. Through this platform, the Ministry is able to automate data collection processes, reduce administrative burdens, and enhance the accessibility and accuracy of educational statistics for policymakers, school administrators, researchers, and educators alike.

This initiative reflects our broader vision: to create a modern, inclusive, and responsive education system that leaves no learner behind. By embracing technology and strengthening our data culture, we are ensuring that every policy decision and every classroom strategy is guided by evidence, not assumption.

I extend my sincere appreciation to all our partners, educators, and data specialists who contributed to this *Statistical Digest*, and to the Policy and Planning Unit of the Ministry of Education for spearheading this initiative. Together, we are laying the foundation for an education sector that is not only informed by data, but transformed by it.

I encourage all stakeholders to utilise this valuable resource as we work collectively towards excellence in education for every child in our country.

**Honourable Rachel Marshall Taylor**  
Minister of Education, Youth, Sports and Culture

# EDUCATION STATISTICAL DIGEST 2021-2022

## MINISTRY OF EDUCATION LEADERSHIP AND PROJECT TEAMS

### Minister of Education

*Honourable Rachel Taylor  
2021-2022*

### Permanent Secretary

*Mr Wesley Clerveaux*

### Deputy Permanent Secretaries

*Mr Amin McCartney  
Ms Keisha Taylor*

### Policy & Planning Delivery Team

*Ms Talia Thomas, Policy and Planning Officer  
Ms Diandra Gray, Assistant Education Planner  
Ms Rechel Blake, Monitoring & Evaluation Officer*

### Consultancy Team - Kairi Consultants Limited

*Dr Ralph Henry  
Ms Angela Henry-Small  
Ms Corinne Gregoire*



# EDUCATION STATISTICAL DIGEST

## 2021-2022

### TABLE OF CONTENTS

Remarks from the Minister of Education.....	1
Ministry of Education Leadership and Policy Teams.....	2
Table of Contents.....	3
Table of Charts.....	4
Executive Summary.....	6
Introduction and Context.....	7
Education System Review.....	8
Enrolment.....	9
Academic Performance.....	15
Teachers and Staff.....	23
Tertiary Education.....	30
Scholarships.....	34
Vocational Education and Training.....	38
Financial Data.....	42
Conclusion.....	46
Appendices.....	47

# EDUCATION STATISTICAL DIGEST

## 2021-2022

### TABLE OF CHARTS

Chart 1: Enrolment by School Type.....	11
Chart 2: Enrolment by School Type and Gender.....	11
Chart 3: Enrolment by School Sector.....	11
Chart 4: Enrolment by Electoral District.....	12
Chart 5: Enrolment by Island.....	12
Chart 6: Student Population by Status and Gender.....	12
Chart 7: Enrolment by Age in Grade and Gender.....	13
Chart 8: Student Population by School Type and Sector.....	13
Chart 9: Student Population by School Sector and Capacity.....	13
Chart 10: Student Nationality - Public Schools.....	14
Chart 11: Student Nationality - Private Schools.....	14
Chart 12: CSEC Pass Rates 2014-2022.....	17
Chart 13: Number of CSEC Passes by Gender.....	17
Chart 14: CSEC Pass Rates by Subject 2022.....	18
Chart 15: CSEC Candidates by Exam Centre and Grade.....	19
Chart 16: Number of CCSLC Candidates by Subject and Attainment.....	20
Chart 17: CSEC Candidate Attainment by School.....	20
Chart 18: CPEA and GSAT Pass Rates 2014-2022.....	21
Chart 19: CPEA Attainment by Component.....	21
Chart 20: CPEA Attainment by School.....	22
Chart 21: Teachers by Nationality and Island.....	25
Chart 22: Teachers by School Type and Sector.....	25
Chart 23: Teacher Qualification Levels by Island.....	26
Chart 24: Teachers by Qualification Area.....	26
Chart 25: Subjects Taught by Teachers at Secondary Level.....	27
Chart 26: Secondary School Teachers by Training and Sector.....	27
Chart 27: Special Education Teachers by School.....	28
Chart 28: 2021-22 TCICC Enrolment by Programme and Gender.....	31
Chart 29: 2021-22 TCICC Enrolment by Faculty and Gender.....	32

# EDUCATION STATISTICAL DIGEST

## 2021-2022

### TABLE OF CHARTS, cont'd

Chart 30: 2021-22 TCITT Enrolment by Faculty and Campus.....	32
Chart 31: 2021-22 TCICC Enrolment by Campus and Gender.....	32
Chart 32: Number of Scholarships by Gender and Region.....	35
Chart 33: Distribution of Scholarship Awards by Area of Study.....	35
Chart 34: Proportion of Scholarship Types by Academic Level.....	36
Chart 35: Scholarship Funding and Awards, 2015-2022.....	36
Chart 36: Participation in CVQ Subjects by Gender.....	39
Chart 37: Participation in CVQ Subjects by School and Subject.....	39
Chart 38: CVQ Participation by Course and Award.....	40
Chart 39: National Budget 2021-22 by Ministry/Department.....	43
Chart 40: 2021-22 Education Budget.....	43
Chart 41: 2021-22 Tertiary Education Budget.....	43
Chart 42: Education Budget by School Level 2017-2022.....	44
Chart 43: Education Expenditure by School Level 2017-2022.....	44

# EDUCATION STATISTICAL DIGEST

## 2021-2022

### EXECUTIVE SUMMARY

The 2021-22 Education Digest presents a comprehensive overview of the performance and structure of the Turks and Caicos Islands' education system. The period was marked by continued efforts toward post-pandemic recovery, stabilization of enrolment trends, and progressive investment in teacher development and tertiary access.

Enrolment across all levels rebounded moderately, with the primary and secondary levels accounting for the largest share of the student population. The Ministry of Education, Youth, Sports and Culture (MEYSC)<sup>1</sup> continued to strengthen early childhood provision and enhance the quality of teaching across all levels.

Caribbean Secondary Education Certificate (CSEC) performance showed mixed results, with improvements in some subject areas

but a general decline in overall pass rates compared to 2020-21. Female students continued to outperform males in most subjects.

Teacher and staffing levels remained steady, though the sector faced persistent challenges in specialist recruitment and teacher retention. Tertiary education participation increased slightly, with notable growth in local enrolment at the Turks & Caicos Islands Community College (TCICC). The Government continued its strong scholarship and financial assistance programme, supporting access to higher education both locally and abroad.

In the Technical and Vocational Education and Training (TVET) sector, participation expanded as new programmes were introduced. Education expenditure continued to rise, reflecting government priorities in quality, infrastructure, and access.

---

<sup>1</sup> Previously The Ministry of Education, Labour, Employment and Customer Service

# EDUCATION STATISTICAL DIGEST

## 2021-2022

## INTRODUCTION AND CONTEXT

The 2021-22 academic year marked a period of steady recovery and renewal within the Turks & Caicos Islands' education system. Following the profound disruption brought about by the COVID-19 pandemic, the Ministry of Education, Youth, Sports and Culture focused on restoring learning continuity, improving equity of access, and enhancing the quality of instruction across all levels. The return to in-person learning was accompanied by targeted remediation programmes, digital learning investments, and psychosocial support initiatives to address the varied effects of prolonged school closures on students and teachers.

Economic conditions also began to stabilize during the year, aided by the gradual rebound of the tourism sector and the re-opening of borders. This improved fiscal environment supported renewed budgetary commitments to the education sector, allowing for continued

investment in teacher training, curriculum reform, and infrastructure upgrades. The 2021-22 Education Digest reflects these developments through consolidated data and analysis on student enrolment, academic achievement, staffing, and expenditure across both public and private institutions.

As the Ministry advanced the implementation of its Education Sector Plan, emphasis was placed on strengthening early childhood foundations, improving literacy and numeracy outcomes, and widening pathways for tertiary and vocational learning. The Digest provides a snapshot of the progress achieved during this pivotal year and highlights ongoing challenges that inform future planning - chief among them the need to bridge performance disparities among schools and to modernize learning environments in line with international standards.

# EDUCATION STATISTICAL DIGEST

## 2021-2022

### EDUCATION SYSTEM OVERVIEW

The Turks and Caicos Islands maintains a comprehensive education system governed by the Education Ordinance and administered by the Ministry of Education, Youth, Sports and Culture through its Department of Education. The system spans four main levels—Early Childhood Development (ECD), Primary, Secondary, and Tertiary—each guided by clear policy frameworks and quality assurance mechanisms designed to promote equitable and inclusive learning opportunities for all residents.

At the Early Childhood level, emphasis is placed on building foundational skills in literacy, numeracy, and social development through structured play and inquiry-based learning. The Primary level consolidates these foundations while ensuring alignment with regional learning outcomes and assessment standards under the Caribbean Examinations Council (CXC)

framework. At the Secondary Level, students pursue a broad-based curriculum culminating in regional examinations such as the CSEC and CCSLC, which serve as gateways to post-secondary education or vocational training.

Tertiary education continues to expand through both local and overseas institutions. The Turks and Caicos Islands Community College (TCICC) remains the primary domestic provider, supported by government scholarships for regional and international study. The Ministry also oversees the development of Technical and Vocational Education and Training (TVET) pathways, fostering a workforce equipped for the demands of a modern, diversified economy. Collectively, these structures demonstrate the Ministry's ongoing commitment to delivering a high-quality, resilient education system capable of nurturing lifelong learning and national development.

# ENROLMENT



Interactive  
Enrolment

# EDUCATION STATISTICAL DIGEST

## 2021-2022

### ENROLMENT: SUMMARY

During the 2021–22 academic year, enrolment patterns across the Turks and Caicos Islands continued to reflect gradual recovery and stabilization following the disruptions associated with the COVID-19 pandemic. Total student enrolment across all education levels showed moderate growth compared to the previous year, particularly at the early childhood and primary levels. This expansion indicates renewed confidence among parents in the return to in-person learning and the sustained capacity of schools to safely accommodate learners.

At the early childhood level, participation rates increased as more centres reopened fully and re-engaged children who had been deferred or withdrawn during 2020–21. The Ministry's continued efforts to formalize and strengthen regulation and quality assurance in the early childhood subsector contributed to a more stable environment for both public and private centres.

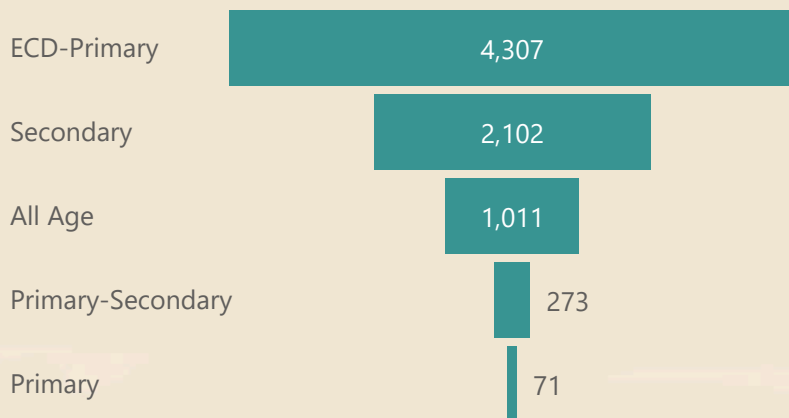
Primary education accounted for the largest share of total enrolment, maintaining its historic position as the foundation of the education system. Enrolment at this level reflected population growth, inward migration, and continued improvements in access across islands, particularly in Providenciales and Grand Turk. The data also highlighted a slight narrowing of the gender gap, with a nearly balanced distribution of male and female students.

At the secondary level, enrolment remained steady, supported by consistent transition rates from primary to secondary education. However, pressures on classroom space and the need for additional teachers were noted, particularly in larger public schools.

Enrolment in tertiary and technical programmes continued to expand, reflecting increasing student interest in advanced and vocational pathways and the Government's investments in scholarships and TVET initiatives.

# Enrolment

Chart 1: Enrolment by SchoolType



Total

7,764

3,825

Female

3,939

Male

4,508

Public

3,256

Private

Chart 2: Enrolment by School Type and Gender

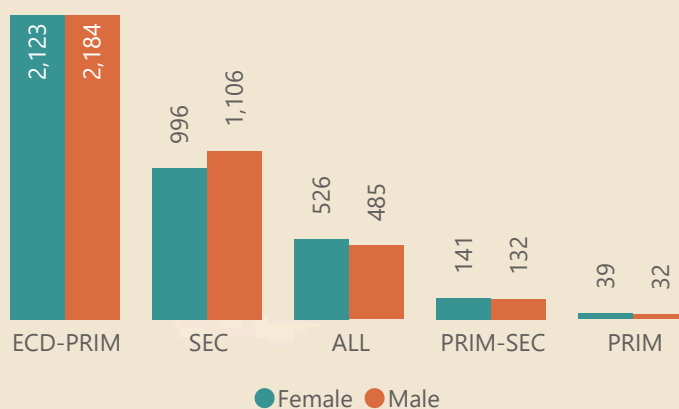
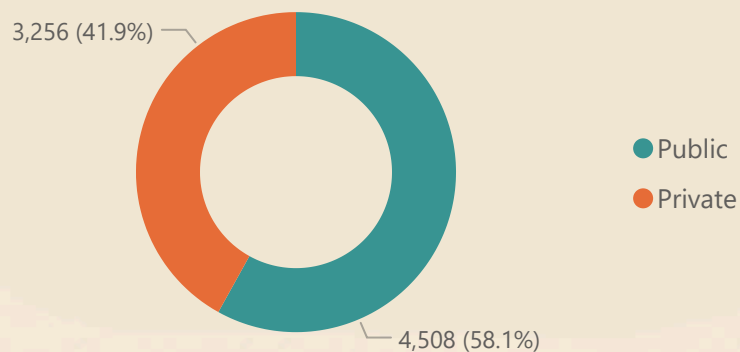


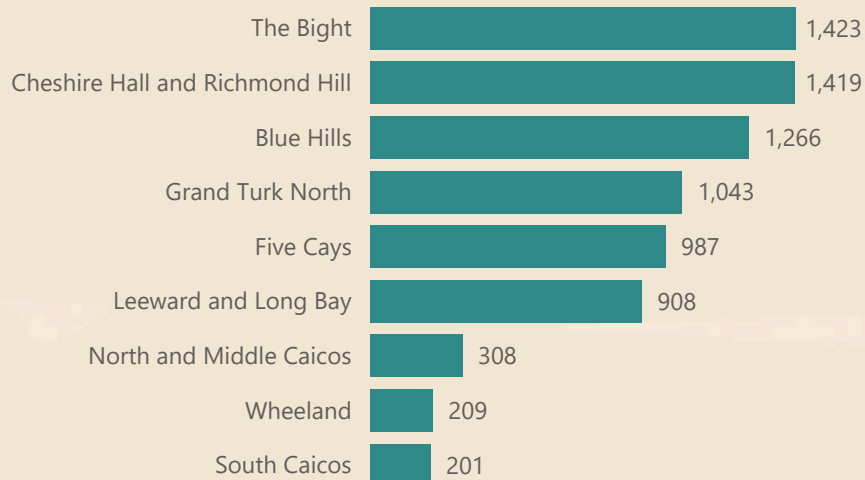
Chart 3: Enrolment by School Sector





# Enrolment

Chart 4: Enrolment by Electoral District



Total

7.764

Chart 5: Enrolment by Island

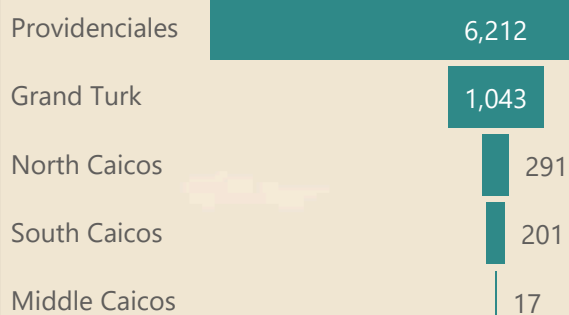
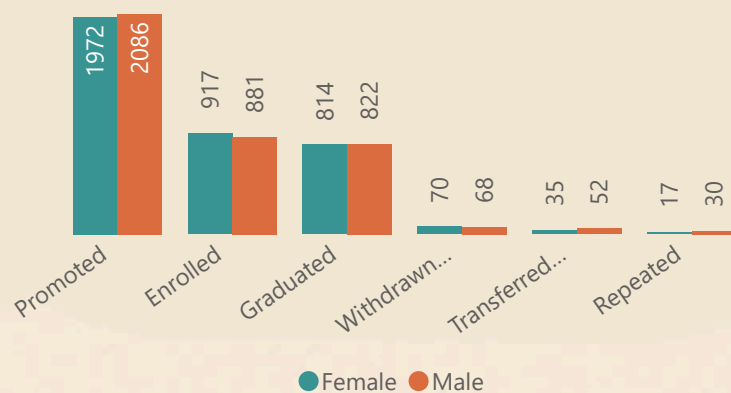
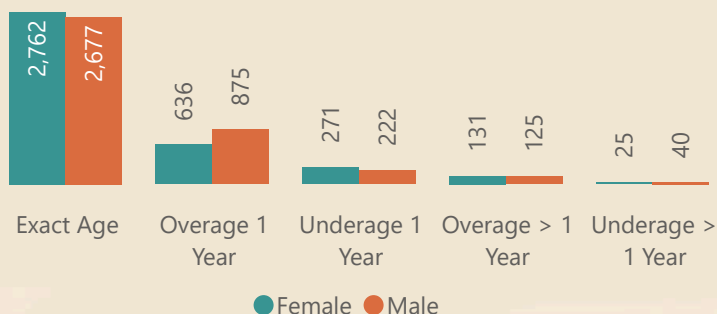


Chart 6: Student Population by Status and Gender



# Enrolment

Chart 7: Enrolment by Age in Grade and Gender



Total

7,764

**Note:** [Appendix C](#) provides an age-grade mapping for the TCI

Chart 8: Student Population by School Type and Sector

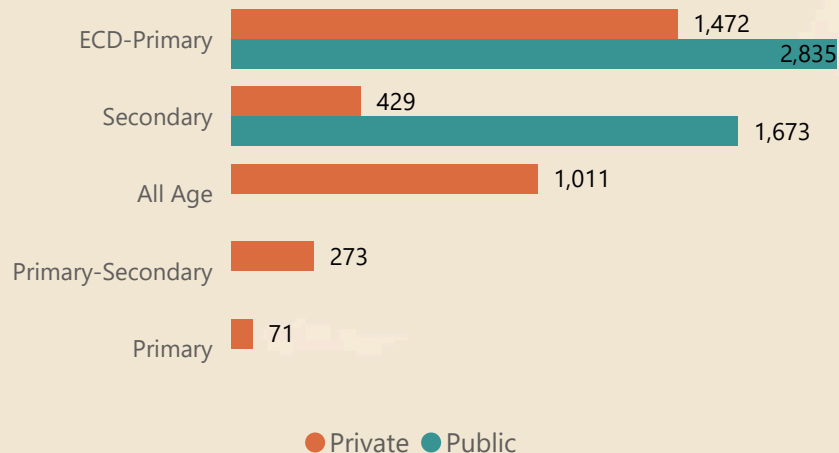
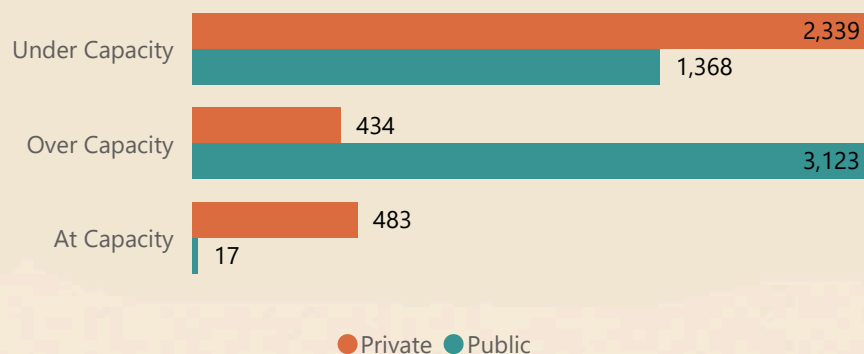


Chart 9: Student Population by School Sector and Capacity





# Enrolment

Chart 10: Student Nationality Distribution - Public Schools

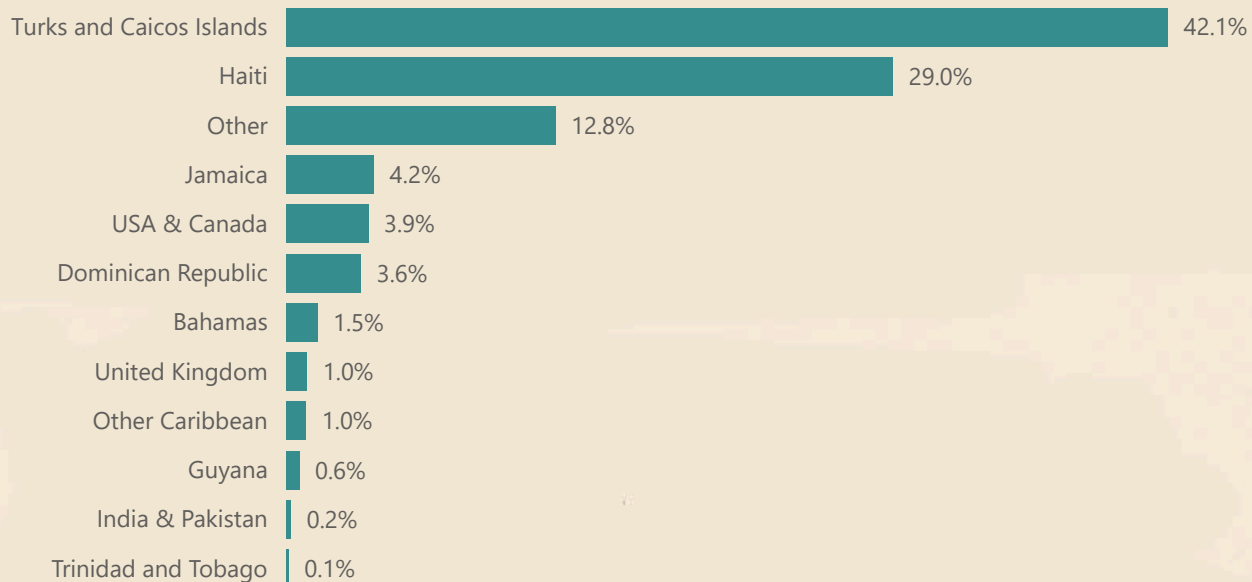
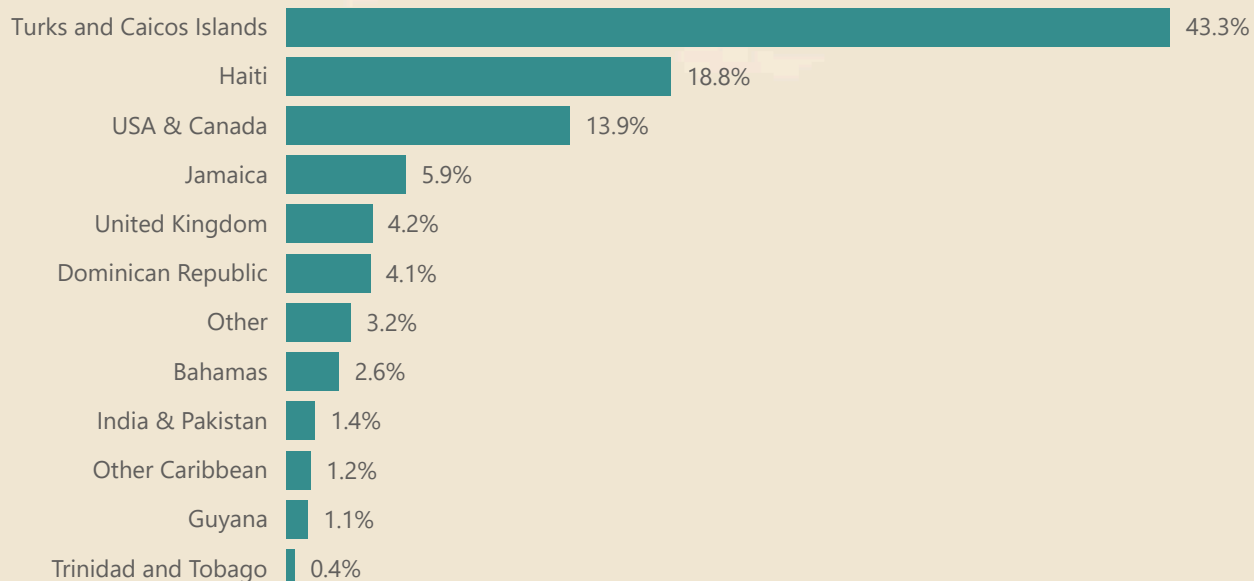


Chart 11: Student Nationality Distribution - Private Schools



# ACADEMIC PERFORMANCE



Interactive  
Academic  
Performance

# EDUCATION STATISTICAL DIGEST

## 2021-2022

### ACADEMIC PERFORMANCE SUMMARY

The 2021–22 academic year demonstrated continued progress in student performance across most levels of the education system, despite residual learning losses from prior pandemic-related disruptions. Data from internal assessments, national examinations, and regional evaluations indicated that learning outcomes were stabilizing, with several indicators showing improvement over the previous year.

At the primary level, performance in the Caribbean Primary Exit Assessment (CPEA) reflected incremental gains in mastery and proficiency, particularly in English and Mathematics. While variations remained among schools, most students attained at least the “meeting expectations” level, a marked recovery from the declines observed during remote learning. Targeted literacy and numeracy interventions plans contributed significantly to these outcomes.

In the secondary sector performance in the Caribbean Secondary Education Certificate (CSEC) examinations exhibited mixed results. Pass rates in core subjects such as English A and Mathematics improved modestly, while the sciences and business subjects maintained relatively strong performance. The data revealed that female students continued to outperform their male counterparts overall, though the gap in specific technical and vocational subjects narrowed.

The tertiary and post-secondary levels reported encouraging completion rates among scholarship recipients and TVET trainees, reflecting the success of distance-learning models and blended delivery at local and regional institution

Overall, academic performance during 2021-22 points to a resilient education system.

# Academic Performance

## Caribbean Secondary Education Certificate (CSEC)

Chart 12: CSEC Pass Rates 2014-2022

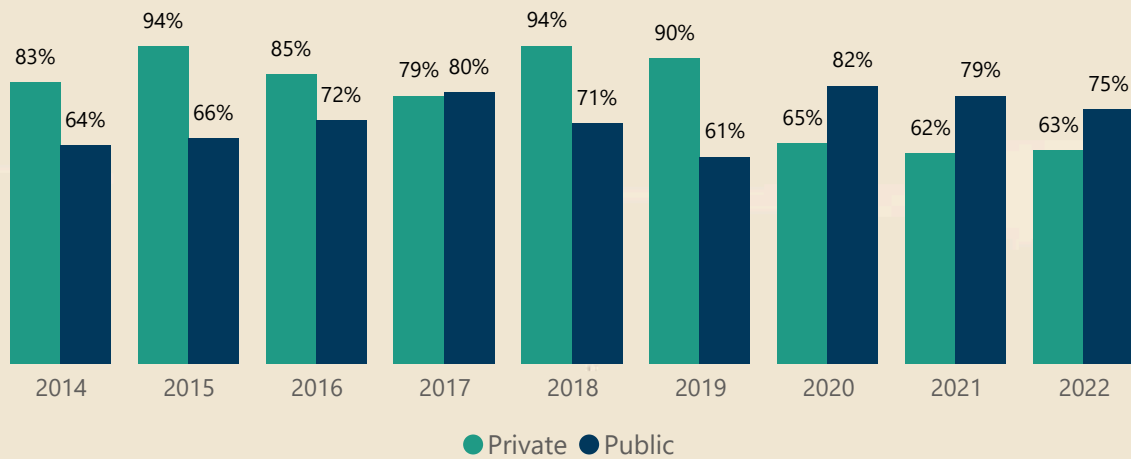
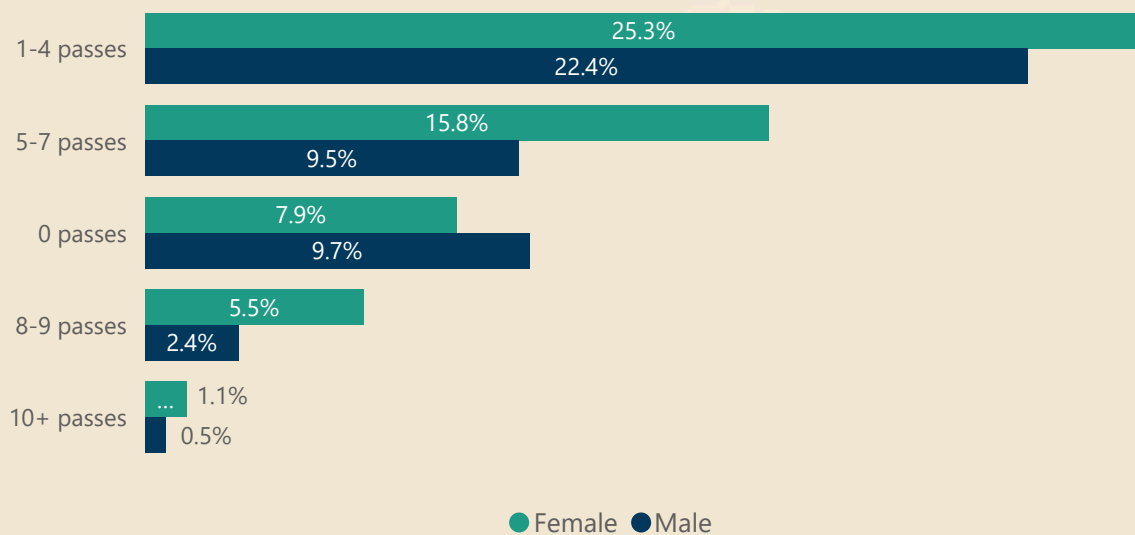


Chart 13: Number of CSEC Passes by Gender

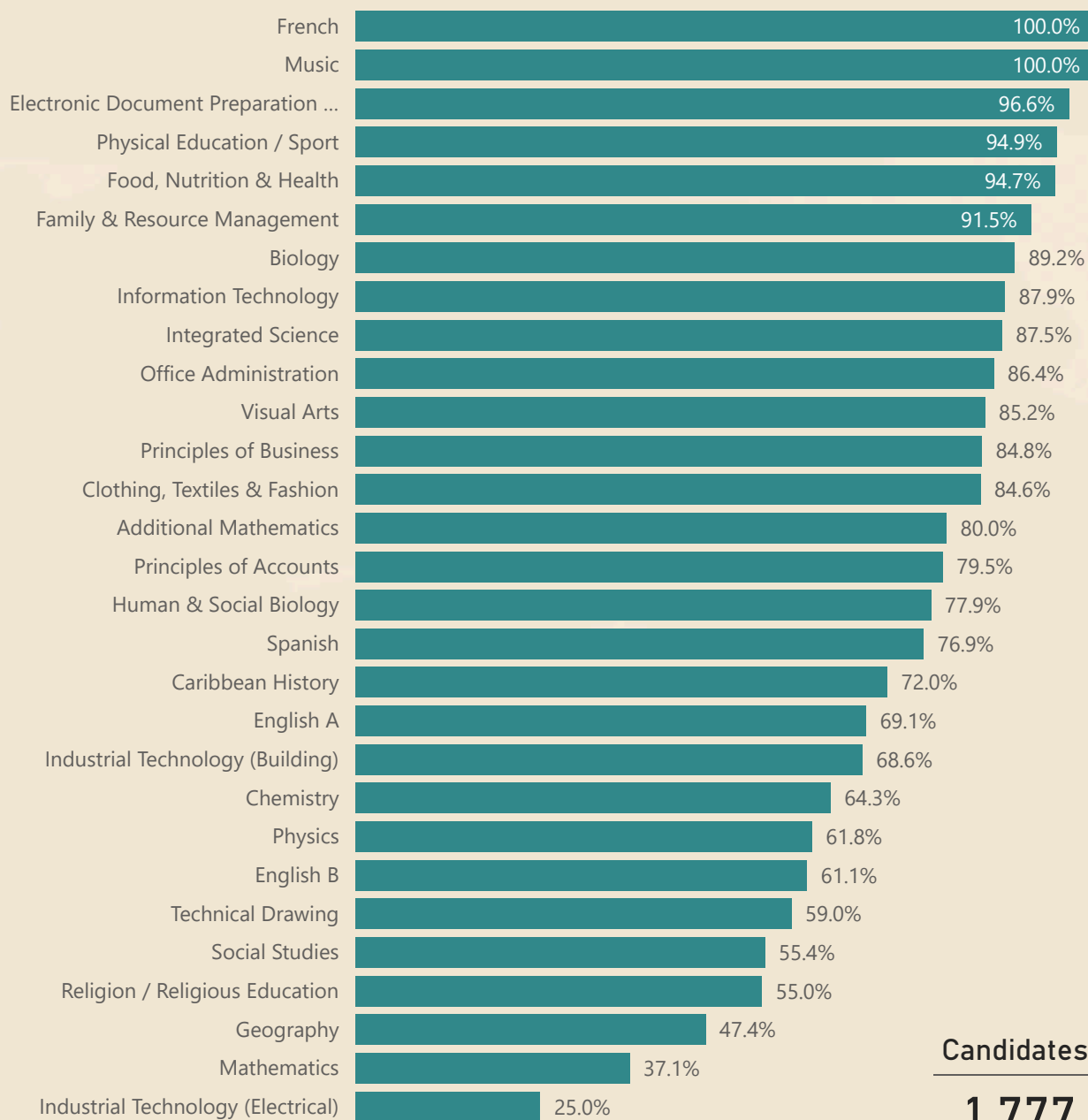
% of Candidates



# Academic Performance

## Caribbean Secondary Education Certificate (CSEC)

Chart 14: CSEC Pass Rates by Subject 2022



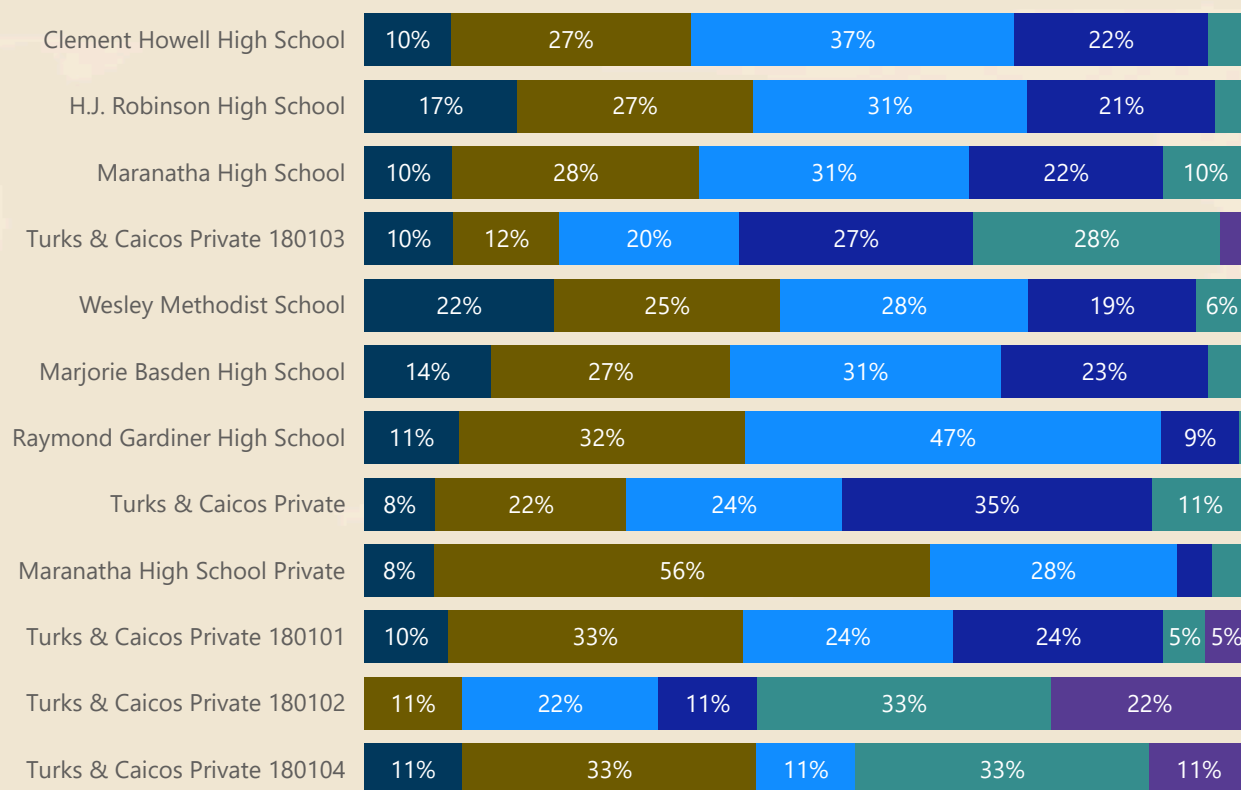
# Academic Performance

## Caribbean Secondary Education Certificate (CSEC)

**Chart 15: CSEC Candidates by Exam Centre and Grade**

% of Total CSEC Candidates

**CSEC Grade** ● I ● II ● III ● IV ● V ● VI



**CSEC Candidates**

**1,777**

# Academic Performance

## Caribbean Certificate of Secondary Level Competence (CCSLC)

Chart 16: Number of CCSLC Candidates by Subject and Attainment


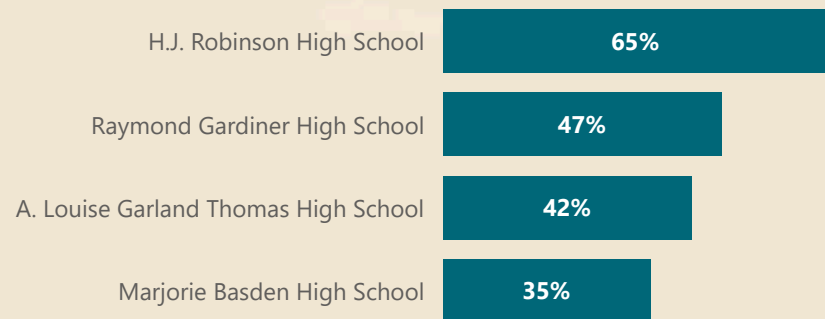


Chart 17: CCSLC Candidate Attainment by School

% Achieving Competent or Mastered



# Academic Performance

## Caribbean Primary Exit Assessment (CPEA) Grade 6 Achievement Test (GSAT)

Chart 18: CPEA and GSAT Pass Rates 2014-2022

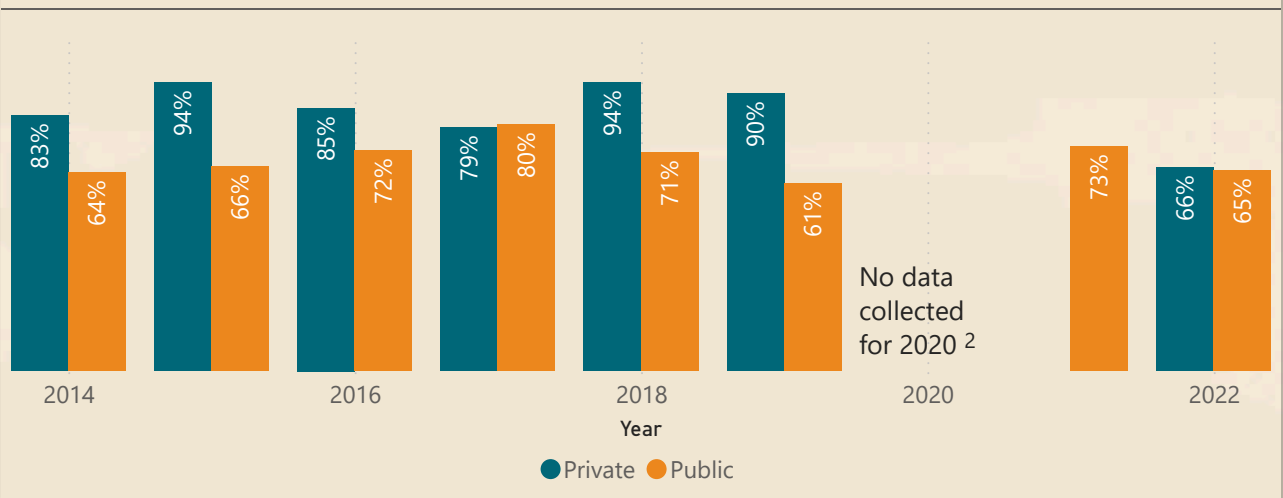
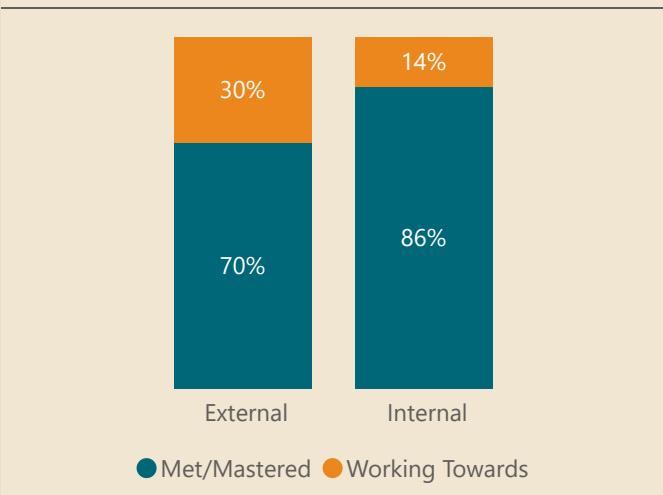


Chart 19: CPEA Attainment by Component

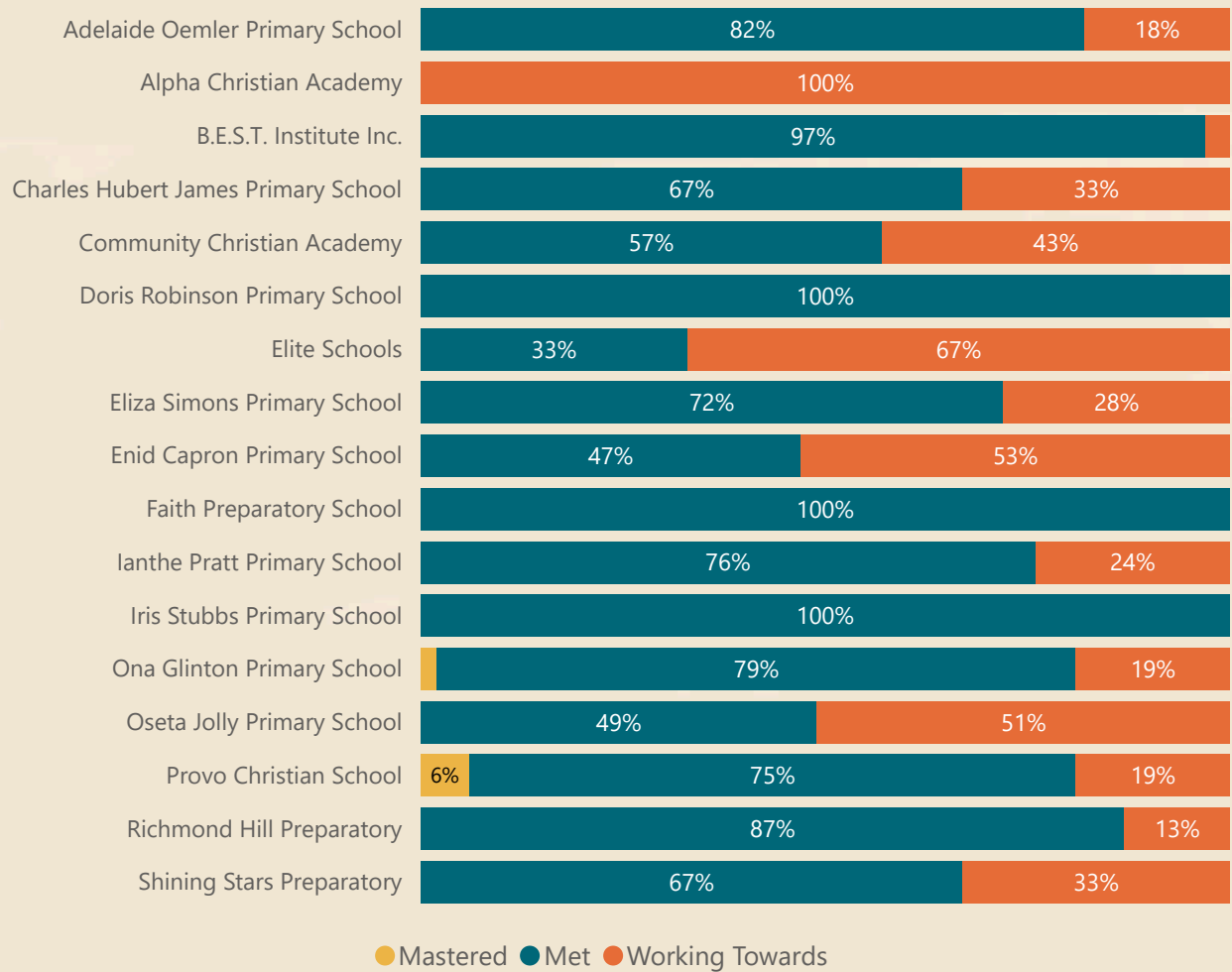


<sup>2</sup> When TCI transitioned to CPEA, the first cohort, scheduled to sit the exam in 2020, could not do so due to the COVID-19 pandemic; students were therefore placed based on school-based assessments.

# Academic Performance

## Caribbean Primary Exit Assessment (CPEA)

Chart 20: CPEA Attainment by School, 2022



# TEACHERS AND STAFF



Interactive  
Teachers  
and Staff



# EDUCATION STATISTICAL DIGEST

## 2021-2022

### TEACHERS AND STAFF: SUMMARY

The 2021–22 academic year saw gradual normalization of staffing levels across the education system following two years of operational disruptions. Teacher recruitment, retention, and deployment remained priority areas for the Ministry as schools transitioned fully back to face-to-face instruction. Data collected from public and private institutions revealed an overall teaching force of over 500 educators, with notable concentration at the primary level.

The Ministry continued to implement measures to strengthen teacher quality through targeted professional development, mentorship, and certification support. Several educators pursued or completed advanced qualifications, particularly in educational leadership, early childhood education, and special education. This emphasis on professional growth aligns with the

Ministry's broader Human Resource Development Strategy, aimed at ensuring that teachers possess pedagogical skills and subject expertise required for modern classroom instruction.

Gender distribution among teachers remained consistent with historical trends, with females representing the majority of the teaching workforce, particularly at the early childhood and primary levels. However, there was modest growth in male representation within the secondary and technical-vocational sectors.

Administrative and support staff also played a critical role in maintaining school operations, student welfare, and curriculum delivery. The Ministry strengthened coordination between school leaders, district officers, and central personnel to enhance accountability and improve data reporting mechanisms.

# Teachers and Staff

Chart 21: Teachers by Nationality and Island

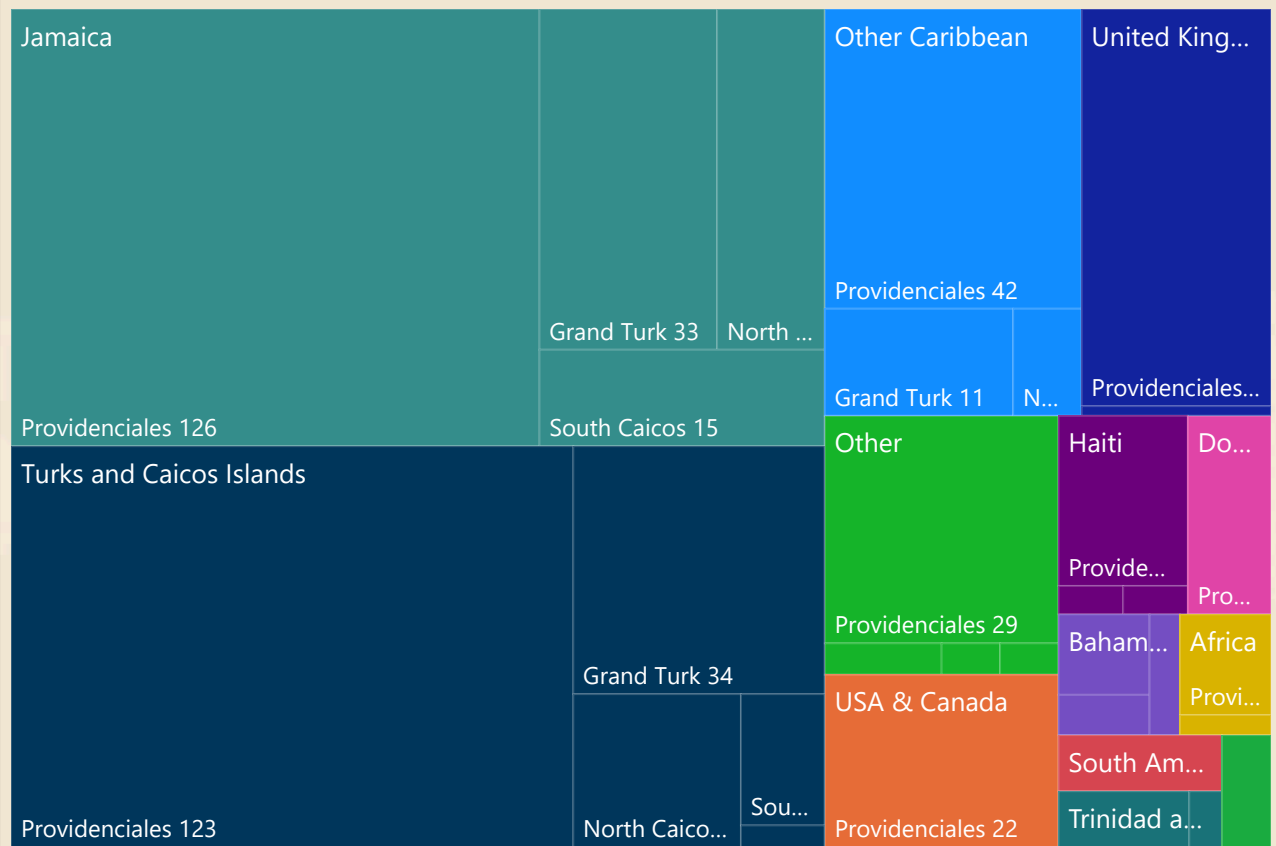
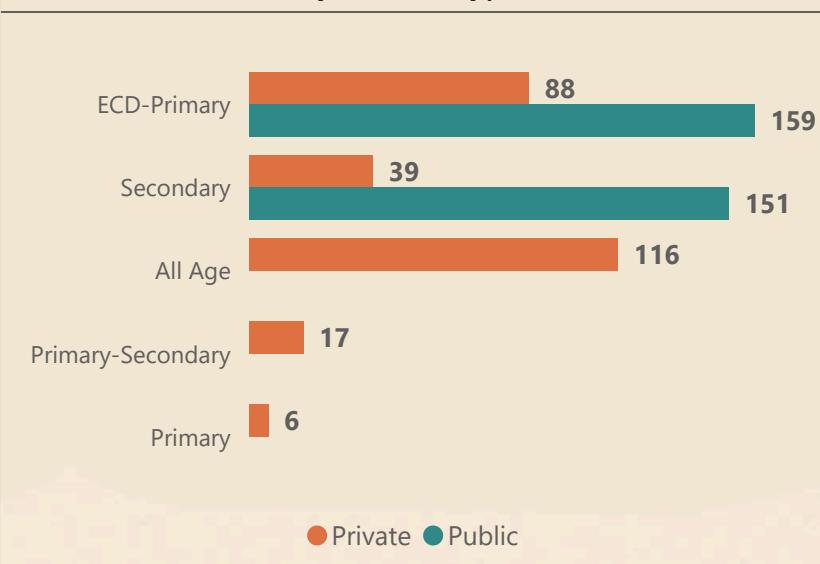


Chart 22: Teachers by School Type and Sector



Total

**576**

# Teachers and Staff

Chart 23: Teacher Qualification Levels by Island

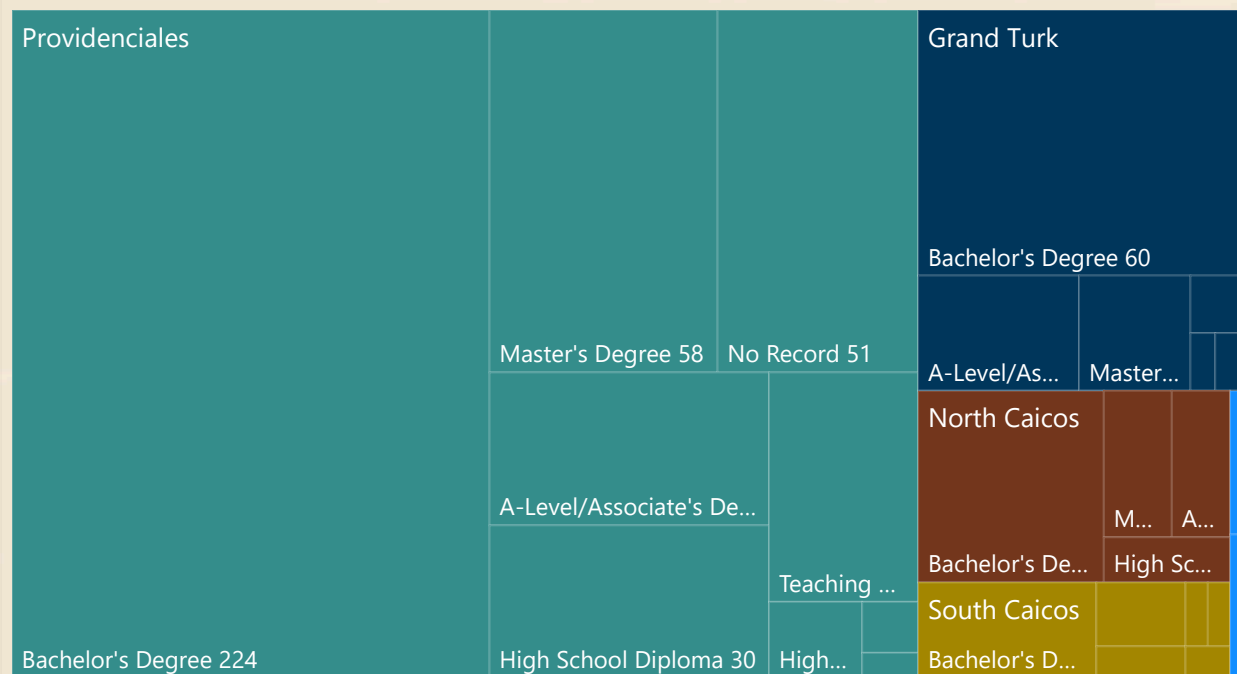
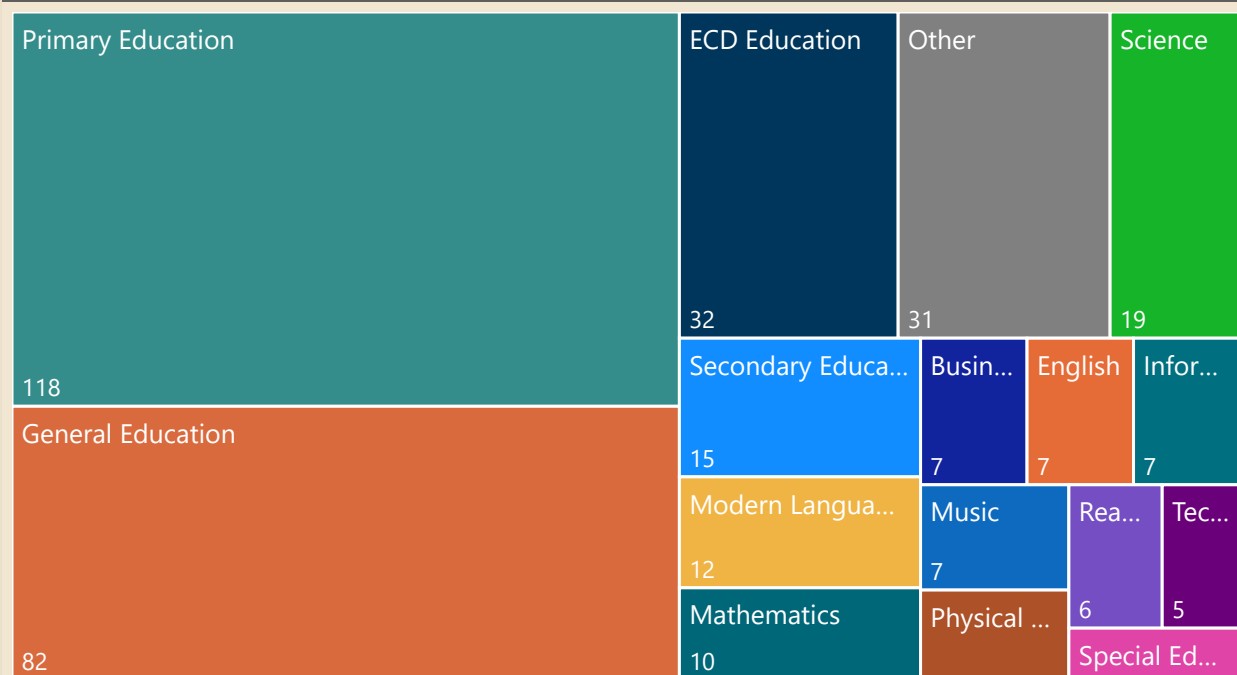


Chart 24: Teachers by Qualification Area



Total
576

# Teachers and Staff

Chart 25: Subjects Taught by Teachers at Secondary Level

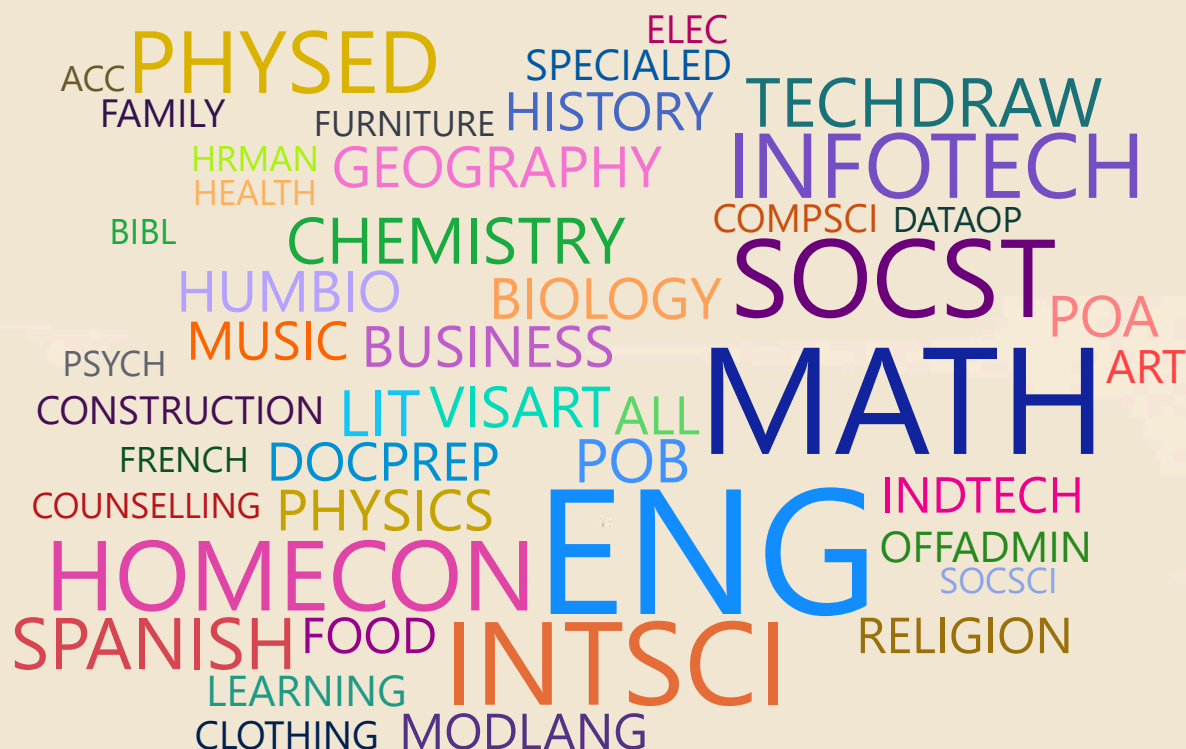
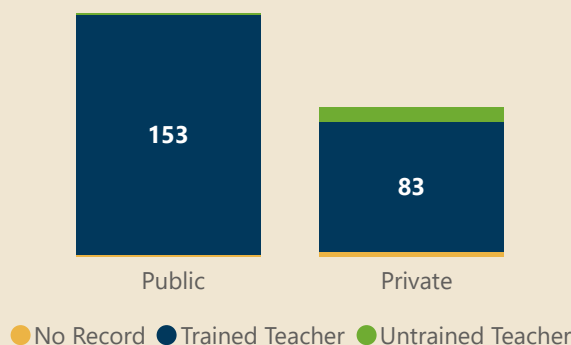


Chart 26: Secondary School Teachers by Training and Sector

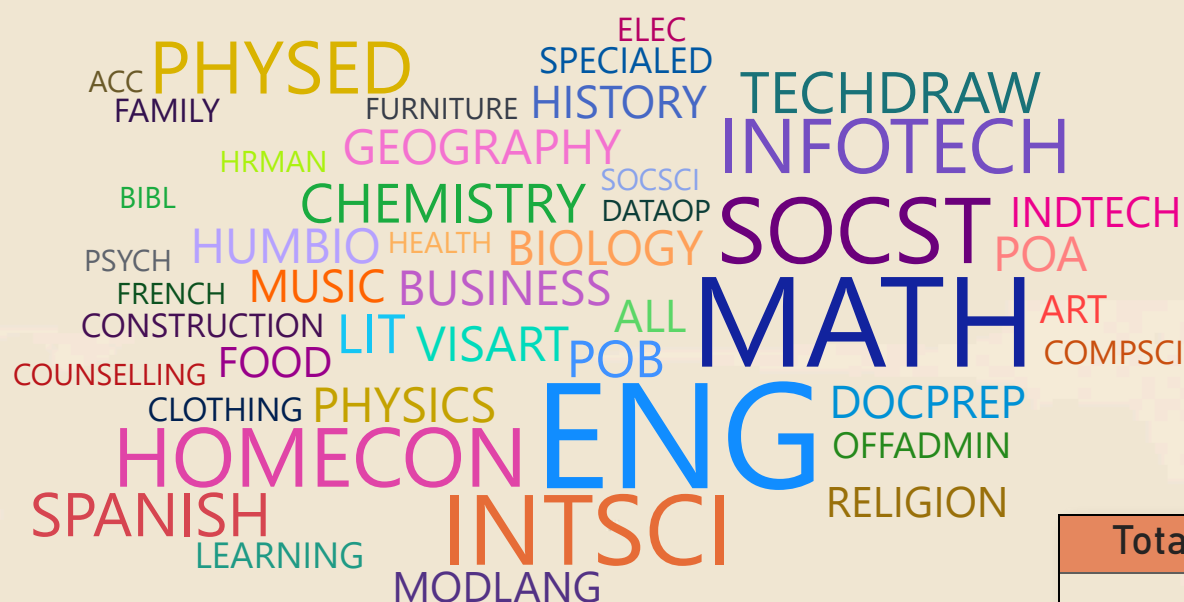


Total

250

# Teachers and Staff

Chart 27: Subjects Taught by Teachers at Secondary Level



Total

250

Chart 28: Secondary School Teachers by Nationality and Sector

Nationality	Private	Public	Total
Jamaica	26	98	124
Turks and Caicos Islands	16	23	39
Other Caribbean	10	21	31
United Kingdom	21		21
Other	5	6	11
USA & Canada	9		9
Africa	1	2	3
Bahamas	1	2	3
Dominican Republic	3		3
Haiti	2	1	3
Trinidad and Tobago		2	2
South America	1		1
<b>Total</b>	<b>95</b>	<b>155</b>	<b>250</b>

# Teachers and Staff

Chart 29: Special Education Teachers by School

Clement Howell High School	Enid Capron Primary School	Oseta Jolly Primary School
2	1	1
	Ilanthe Pratt Primary School	Thelma Lightbourne Primary Sc...
	1	1

# TERTIARY EDUCATION



Interactive  
Tertiary  
Education

# EDUCATION STATISTICAL DIGEST

## 2021-2022

### TERTIARY EDUCATION SUMMARY

The tertiary education sector in the Turks and Caicos Islands continued to consolidate and expand in 2021–22, offering a broader set of opportunities for academic advancement, technical training and professional development. The Turks and Caicos Islands Community College (TCICC) remained the principal domestic provider, delivering associate and bachelor's degrees, pre-college programmes and applied technical courses across its Grand Turk and Providenciales campuses. Programmes in business administration, hospitality and tourism management, education, social work and information technology formed the core of the College's portfolio, reflecting national skills priorities and student demand.

Enrolment at TCICC remained stable at just under 300 students, with modest growth in several key programmes. Business and hospitality fields attracted the largest cohorts, while programmes in

education and the humanities continued to supply critical personnel for the school system and social sector. Pre-college courses served as an important bridge for learners needing academic upgrading before entering degree-level study.

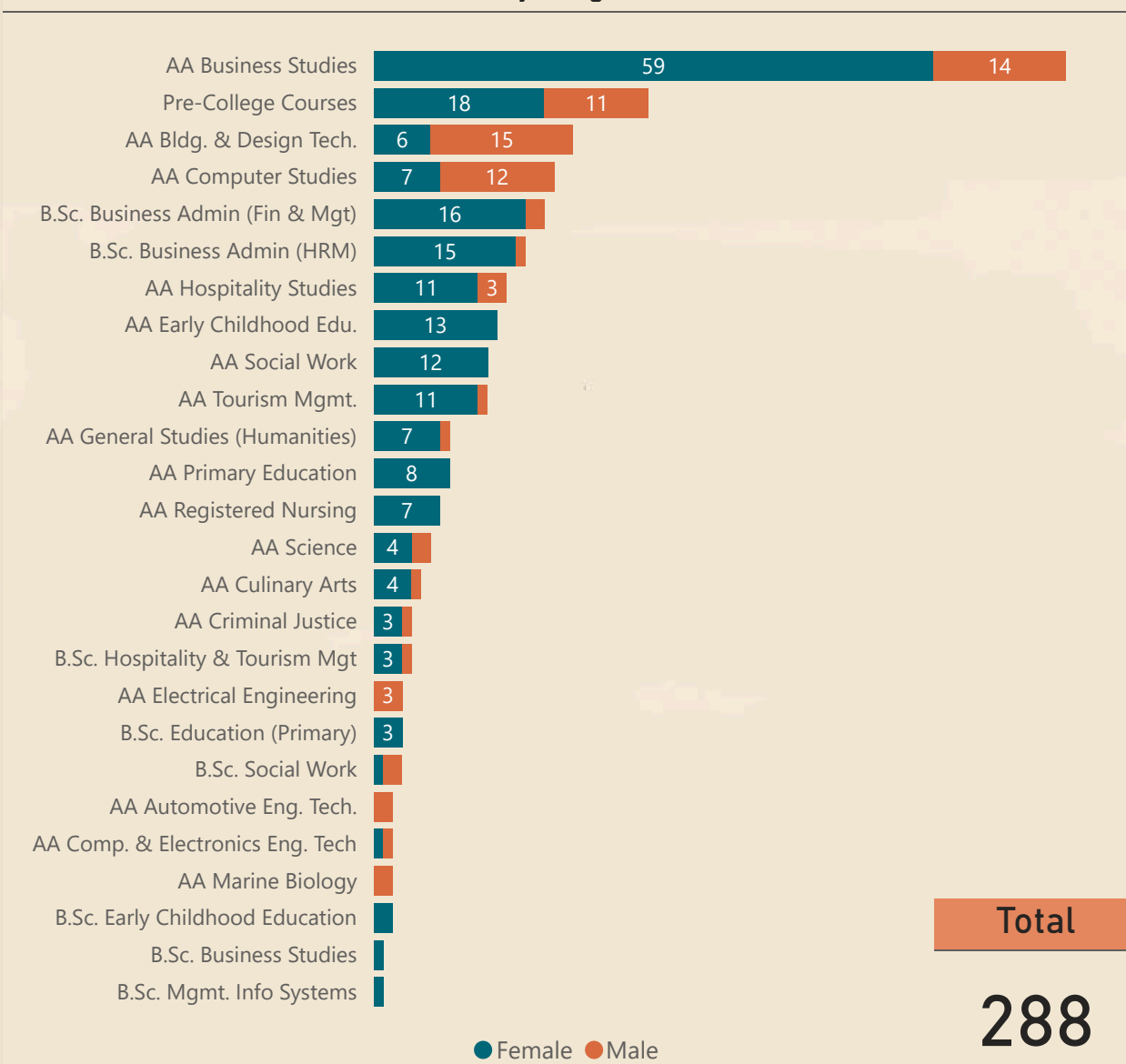
Across the College, female students outnumbered males, particularly in education, business and social programmes, while males were more strongly represented in engineering and technology-related areas. TCICC's two-campus structure ensured that students in both Grand Turk and Providenciales had access to tertiary opportunities, with Providenciales accommodating the majority of enrolment.

The continued use of blended and online delivery enhanced flexibility for working adults and students from the family islands, supporting a gradual shift toward more accessible and versatile tertiary provision.

# Tertiary Education

## Turks and Caicos Islands Community College (TCICC)

Chart 30: 2021 -22 TCICC Enrolment by Programme and Gender



# Tertiary Education

Chart 31: 2021-22 TCICC Enrolment by Faculty and Gender

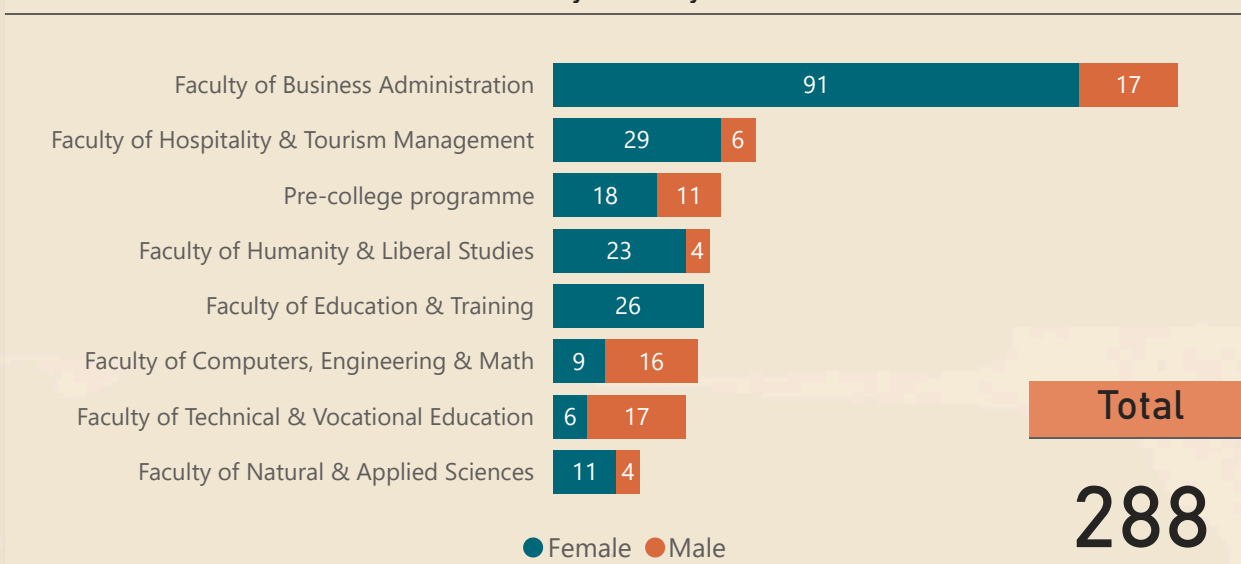


Chart 32: 2021-22 TCICC Enrolment by Faculty and Campus

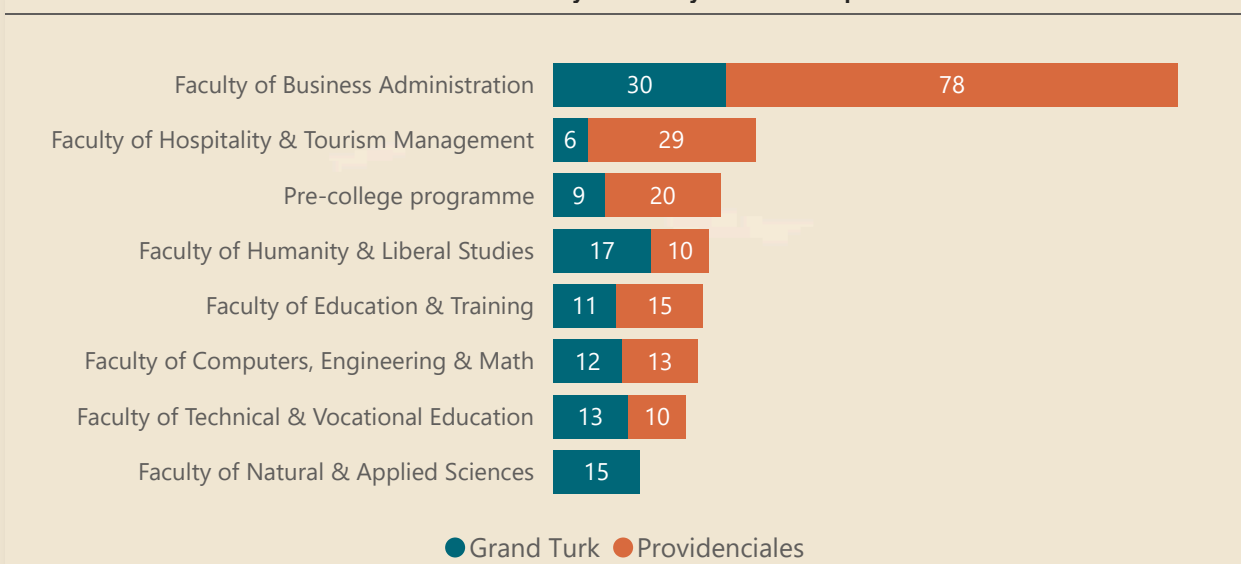
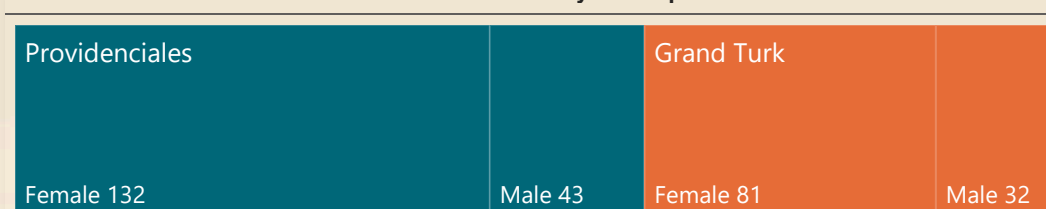


Chart 33: 2021-22 TCICC Enrolment by Campus and Gender



# SCHOLARSHIPS



# EDUCATION STATISTICAL DIGEST

## 2021-2022

### SCHOLARSHIPS: SUMMARY

During the 2021–22 fiscal year, the Government of the Turks and Caicos Islands continued its strong commitment to human capital development through the National Scholarship Programme. The initiative provided financial support to deserving students pursuing studies locally, regionally, and internationally in disciplines that align with national development priorities. These included education, health sciences, information technology, engineering, law, and business management.

A total of 188 active scholarships were recorded, comprising both study-abroad and distance-learning students. The University of the West Indies Open Campus remained the largest recipient institution, reflecting the continued preference for flexible, affordable, and accredited regional programmes. The distribution of awards showed a strong emphasis on undergraduate and postgraduate degrees, with a growing share of Master's-level study, Particularly in education and business-related fields.

Funding allocations under the scholarship programme remained consistent with the previous year. The Government also continued to honour its subventions to regional institutions such as the University of the West Indies and the Caribbean Examinations Council, ensuring that students from the Turks and Caicos Islands maintained access to regional academic networks.

The Ministry's Education Planning and Policy Division improved its monitoring and reporting systems by implementing a more systematic collection of student progress reports, closely tracking academic status and completion, and ensuring clearer follow-up with both institutions and recipients. This enhanced accountability and performance monitoring among scholarship recipients. Additionally, efforts were made to align award decisions more closely with the country's labour market and workforce development needs.

# Scholarships

Chart 34: Number of Scholarships by Gender and Region

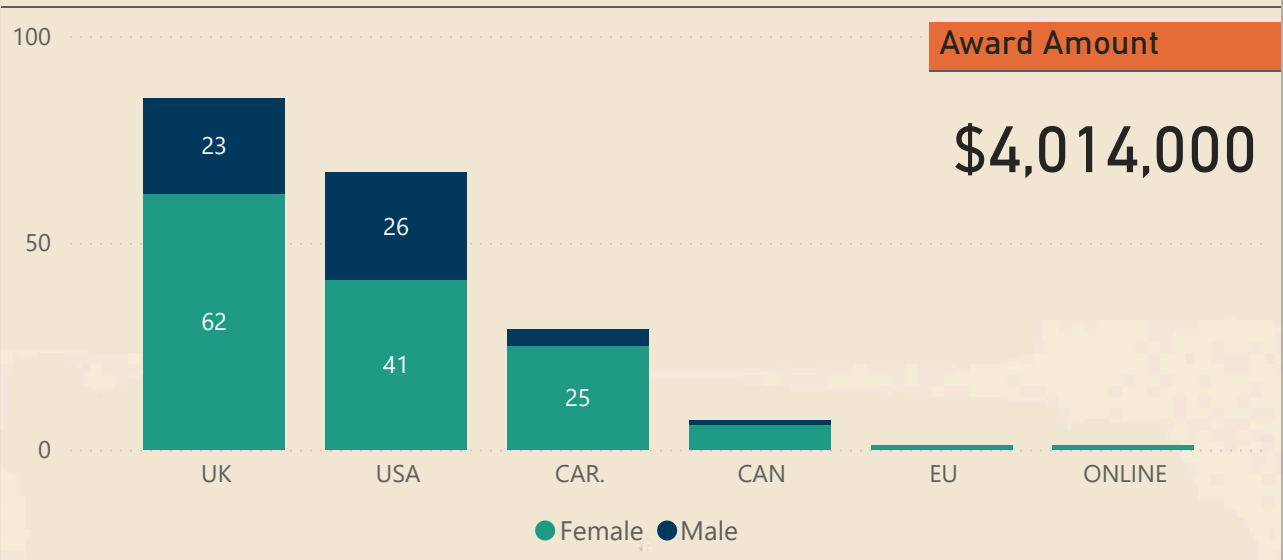
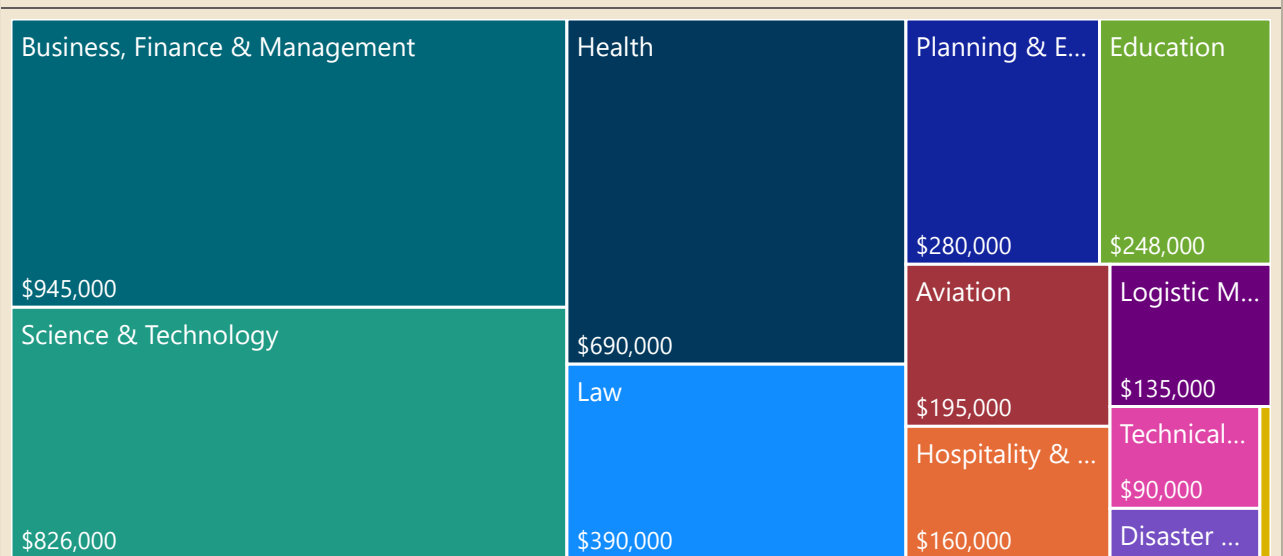


Chart 35: Distribution of Scholarship Awards by Area of Study



# Scholarships

Chart 36: Proportion of Scholarship Types by Academic Level

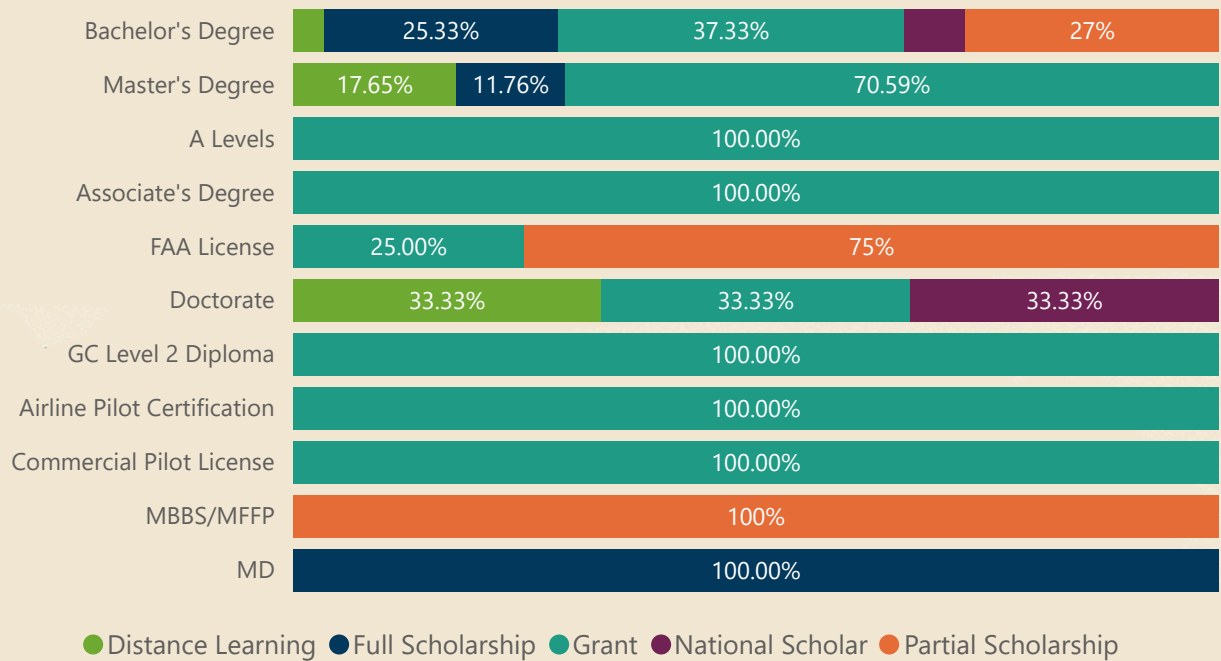
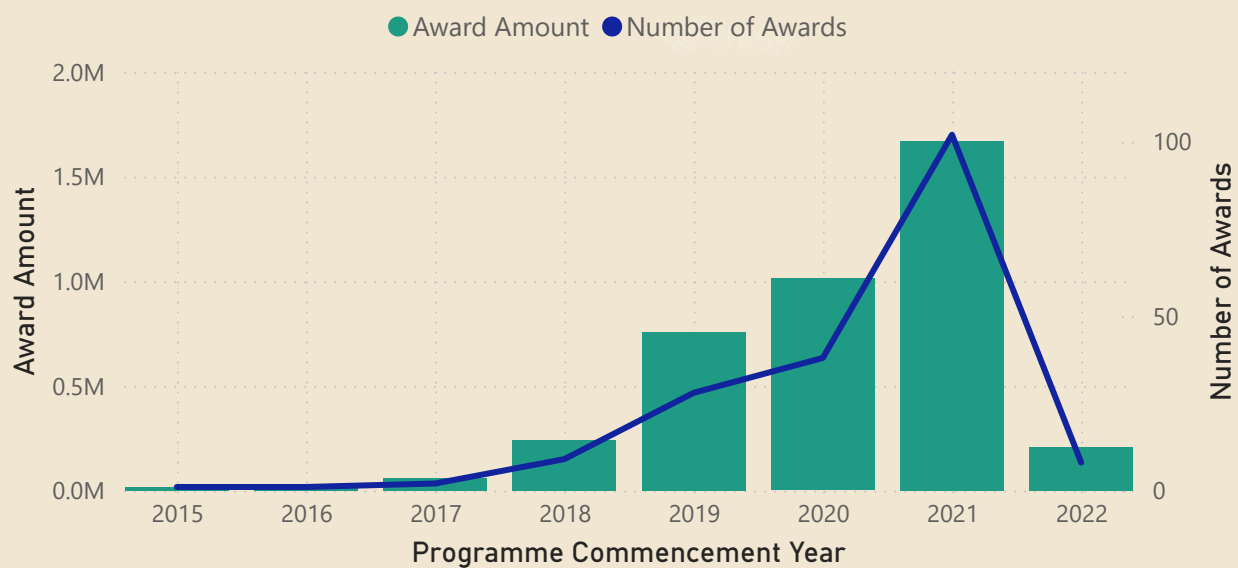


Chart 37: 2021/22 Awards by Programme Commencement Year



# VOCATIONAL EDUCATION AND TRAINING



Interactive  
Vocational  
Education



# EDUCATION STATISTICAL DIGEST

## 2021-2022

### VOCATIONAL EDUCATION SUMMARY

The 2021–22 reporting period marked a year of continued development within the national framework for Technical and Vocational Education and Training (TVET). The Ministry of Education, Youth, Sports and Culture, (MOEYSC) sustained its focus on strengthening the relevance and responsiveness of vocational programmes to the evolving needs of the labour market. This effort was supported through enhanced partnerships with the Caribbean Vocational Qualification (CVQ) framework and the Caribbean Association of National Training Agencies (CANTA), ensuring that local certification standards remained regionally recognized.

The Turks and Caicos Islands Community College (TCICC) remained the central institution for vocational training, supported by selected secondary schools offering CVQ-level courses. During the 2021–22 academic year, enrolment in

vocational streams reflected moderate participation across disciplines such as carpentry, data operations, commercial food preparation, furniture making, and office administration. Most candidates achieved either full or partial awards, with strong performances in data operations and cookery—areas directly linked to growing sectors of the national economy such as tourism, construction, and business services.

Significant progress was made in integrating TVET competencies into the national education system, particularly through the continued emphasis on competence-based assessment and workplace readiness. The Ministry also advanced discussions on expanding training pathways for youth and adults outside the traditional school system, paving the way for a more inclusive and flexible skills development model.

# Vocational Education and Training

Chart 38: Participation in CVQ Subjects by Gender

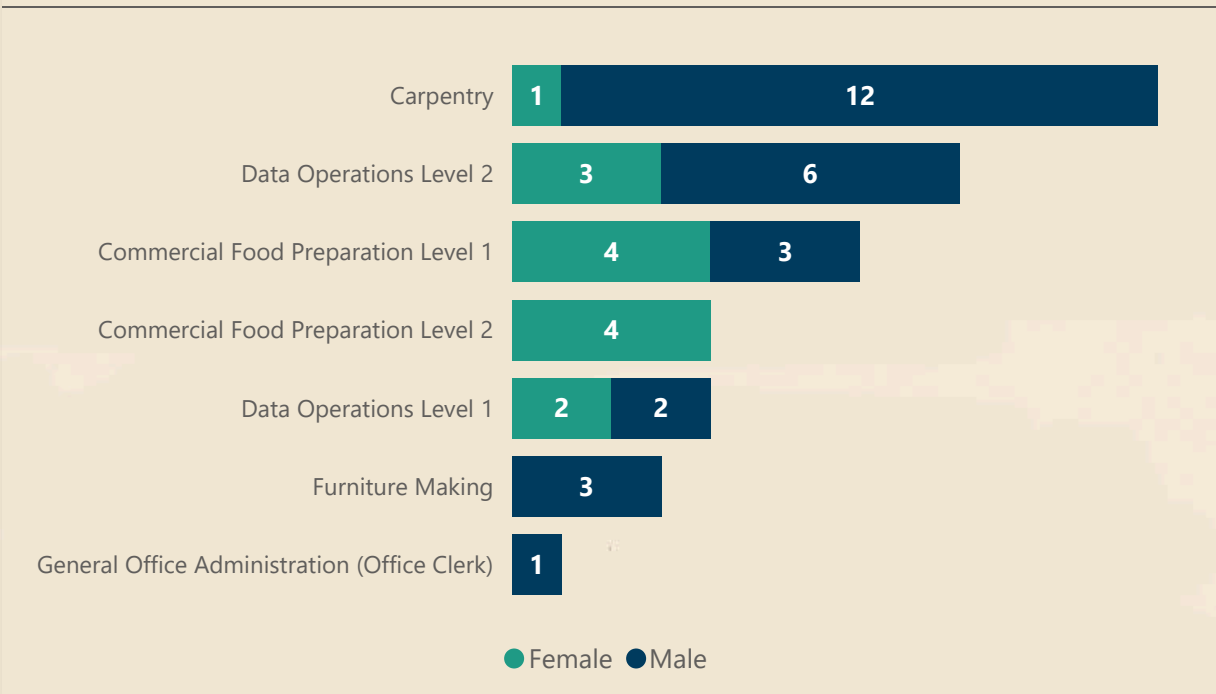
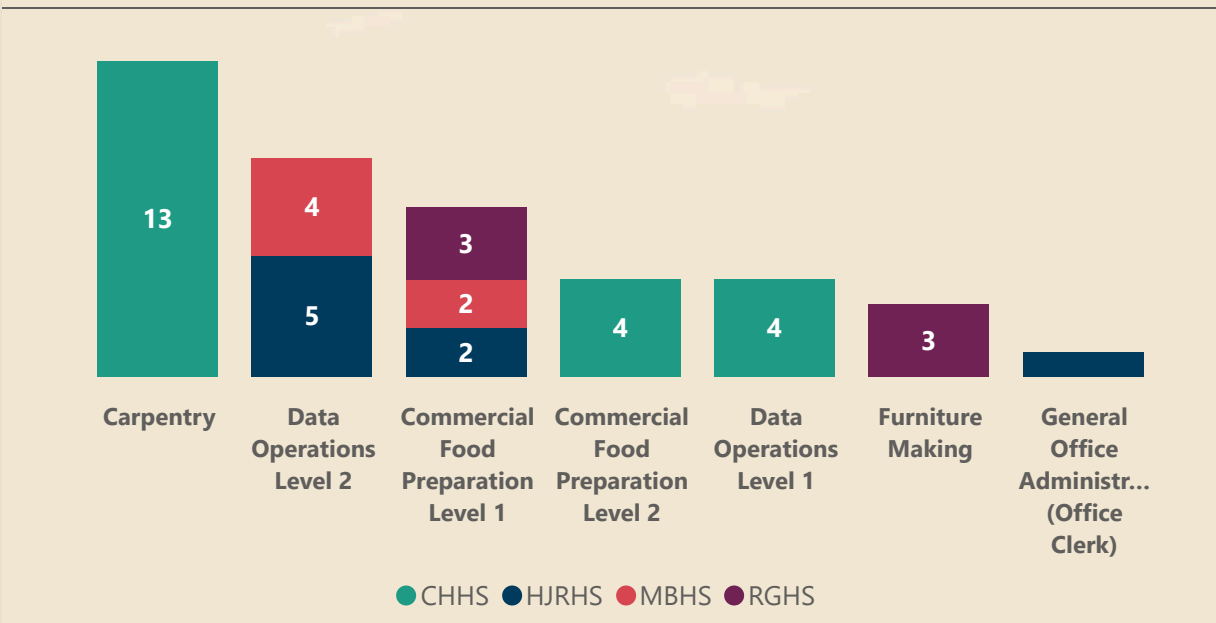



Chart 39: Participation in CVQ Subjects by School and Subject



# Vocational Education and Training

Chart 40: CVQ Participation by Course and Award



# FINANCIAL DATA

TURK and CAICOS ISLANDS  
COAT OF ARMS



by: KASSANDRA KWARTENG

Interactive  
Financial  
Data



# EDUCATION STATISTICAL DIGEST

## 2021-2022

### FINANCIAL DATA: SUMMARY

The financial profile of the education sector for fiscal year 2021–22 reflected a continued commitment by the Government of the Turks and Caicos Islands to investing in human capital development through targeted budgetary allocations across all levels of the education system. Despite the lingering effects of the COVID-19 pandemic on economic activity, education financing remained a national priority, sustaining support for early childhood development, primary and secondary education, tertiary education, and scholarship initiatives.

Budgetary data indicated that the overall education expenditure continued its upward trajectory, with allocations to the Ministry of Education and related agencies aimed at strengthening institutional performance and improving access to quality learning. The tertiary

education sub-sector, including the Turks and Caicos Islands Community College (TCICC), benefitted from increased funding for academic expansion, infrastructure and scholarships. At the same time, subventions to regional institutions and contributions to distance learning programmes underscored the Ministry's strategic effort to provide multiple pathways for tertiary participation.

Recurrent expenditure continued to account for the largest share of the education budget, driven primarily by personnel emoluments, school maintenance, and curriculum delivery costs. Capital investments, while smaller in proportion, were directed toward classroom rehabilitation, technology integration, and the establishment of learning resources that enhance teaching and learning environments.

# Financial Data

Chart 41: National Budget 2021-22 by Ministry/Department

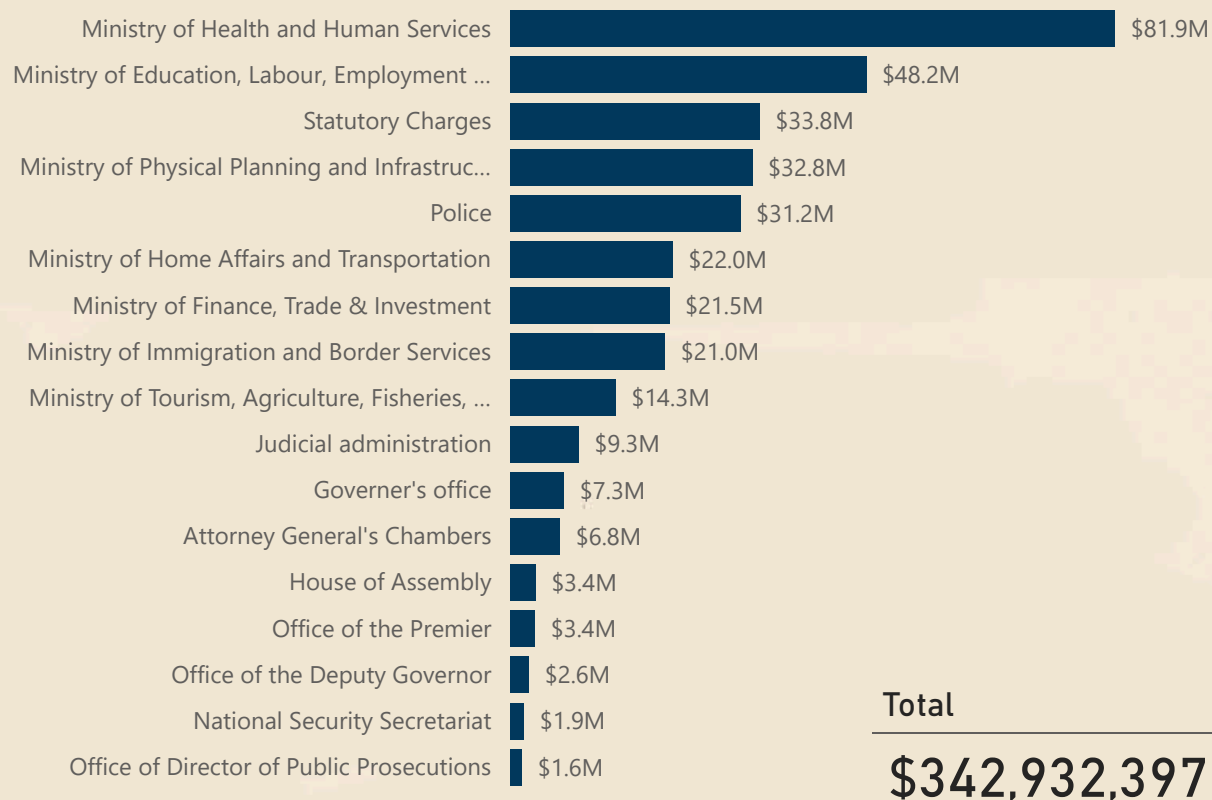


Chart 42: 2021-22 Education Budget

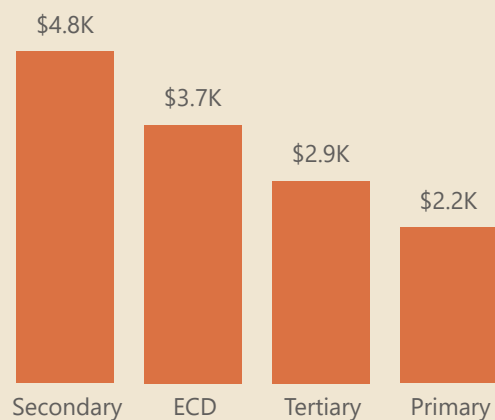
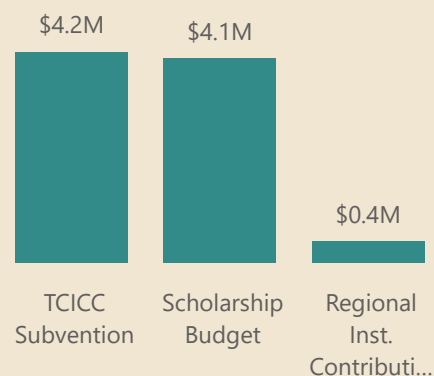


Chart 43: 2021-22 Tertiary Education Budget



## Financial Data

Chart 44: Education Budget by School Level 2017-2022

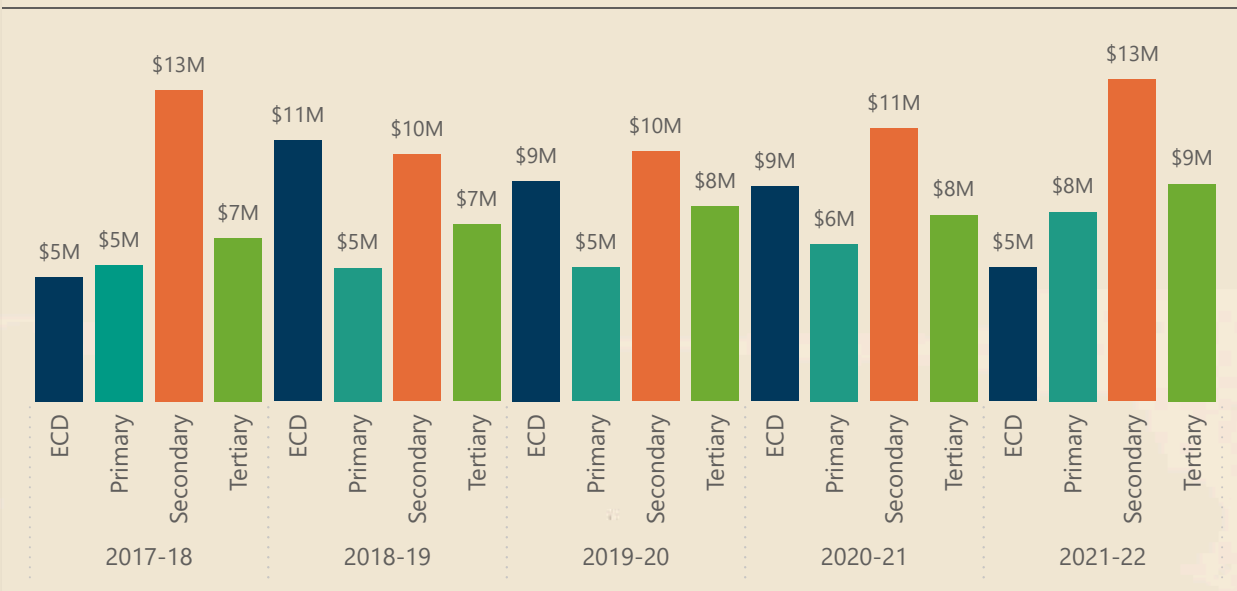
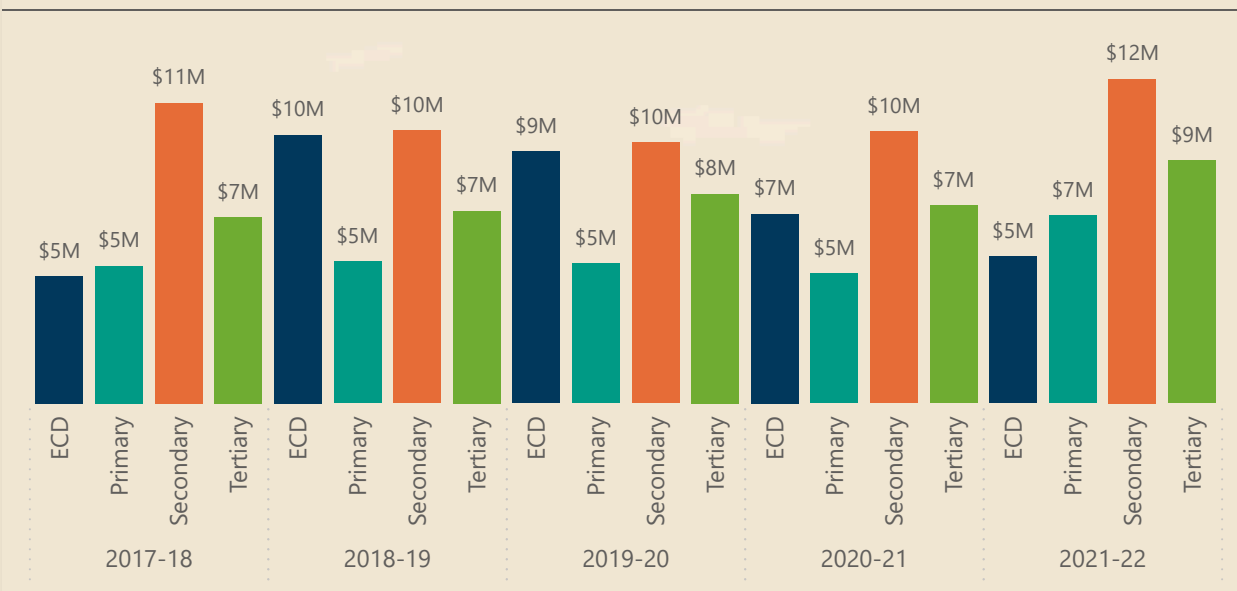


Chart 45: Education Expenditure by School Level 2017-2022



# EDUCATION STATISTICAL DIGEST

## 2021-2022

### CONCLUSION

The 2021–22 academic year demonstrated the continued resilience and adaptability of the Turks and Caicos Islands' education system in the face of global and local challenges. Across all levels—from early childhood to tertiary education—the MEYSC maintained its commitment to providing equitable access, improving quality, and strengthening accountability in education delivery.

Enrolment patterns remained robust, with steady participation across school sectors, supported by enhanced infrastructure and the expansion of early childhood services. The data reflected encouraging gender balance and inclusivity, as well as positive signs of recovery in student progression and performance after the disruptions of recent years. National assessment results at both primary and secondary levels highlighted ongoing efforts to raise standards in literacy, numeracy, and overall academic

At the tertiary level, the Turks and Caicos Islands Community College continued to play a central role in national human resource development, offering programmes aligned with labour market needs. Scholarship awards, both local and overseas, further strengthened access to higher education and professional training, while vocational initiatives such as the Caribbean Vocational Qualification (CVQ) supported the growth of technical competencies among youth.

Financially, the education sector continued to command a significant share of national expenditure, reflecting government's recognition of education as a strategic investment in national development. sustained attention to teacher development, data-driven planning, and digital transformation will remain essential to achieving the Ministry's vision of an inclusive, high-performing education system for all.


# APPENDICES



# EDUCATION STATISTICAL DIGEST 2021-2022

## Appendix A TCI Educational Institutions

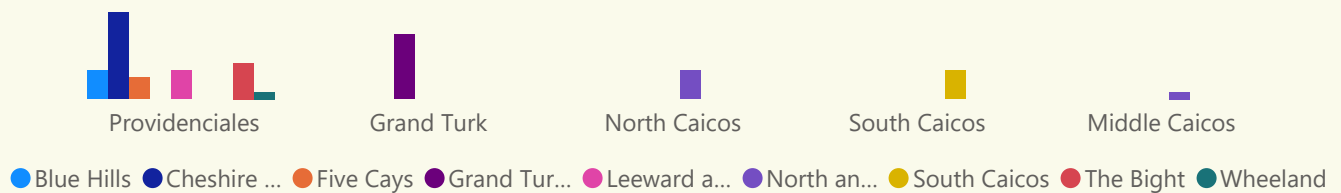
Schools by Capacity and Sector



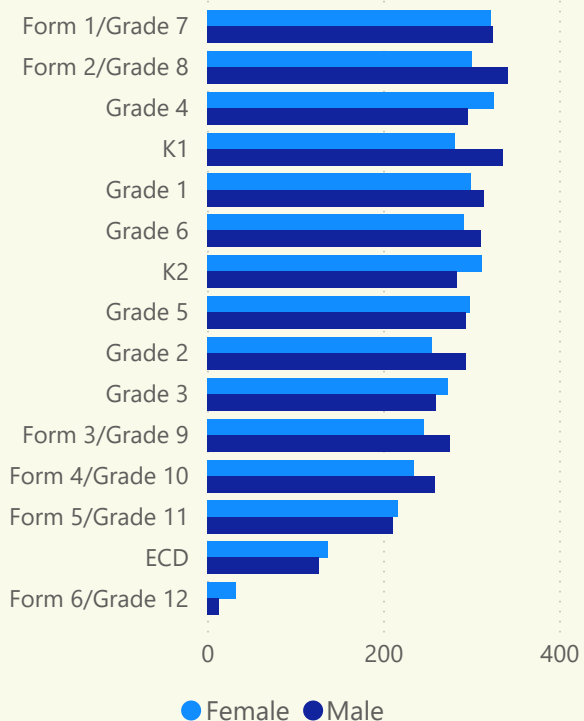
Select School(s)

- ☐ Select all
- ☐ A. Louise Garland Thomas High School
- ☐ Adelaide Oemler Primary School
- ☐ Alpha Christian Academy

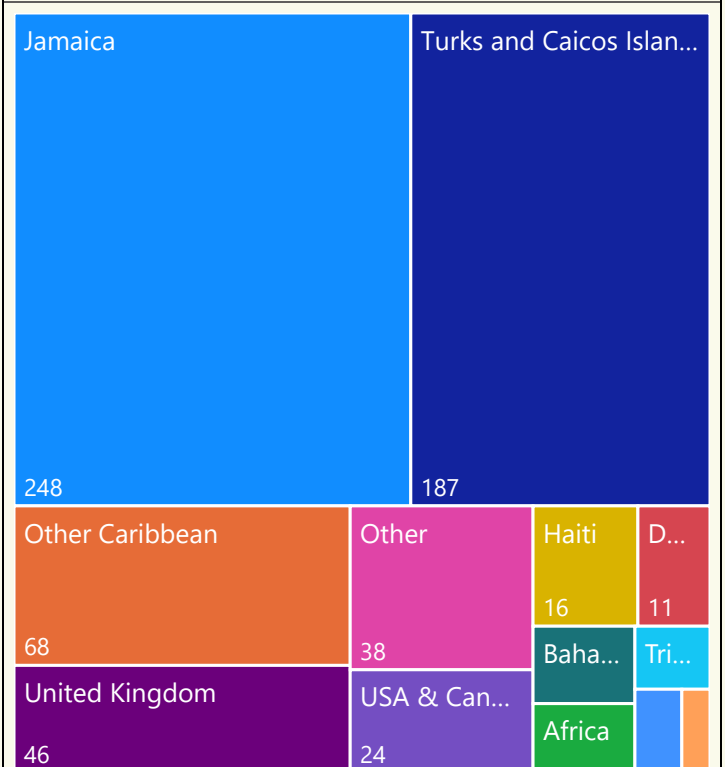
Schools by Island and Electoral District



Enrolment by Gender and Grade



Number of Teachers by Nationality



# EDUCATION STATISTICAL DIGEST

## 2021-2022

### Appendix B

#### Directory: Compulsory-Age Schools

Name of School	Sector	Type	Address	Island	Principal	Contact Number 24/25
A. Louise Garland Thomas High School	Public	Secondary	Long Bay	Providenciales	Mr Conrad Forbes	946 5107
Adelaide Oemler Primary School	Public	ECD - Primary	Bottle Creek	North Caicos	Ms Abigail Delancy	946 7218
Alpha Christian Academy	Private	All Age	Kishco Plaza, Leeward Highway	Providenciales	Mrs Nicole Hanna	941 4434
B.E.S.T. Institute	Private	ECD - Primary	Wheeland	Providenciales	Mrs Darlene Lightbourne	941 4802
British West Indies Collegiate	Private	Secondary	Venetian Road	Providenciales	Mr Stuart Haynes	332-3332
Calvary Christian School	Private	ECD - Primary	St. Patrick Street	South Caicos	Mrs Sharon Minott	241 0682
Champions For Christ International School of Excellence	Private	Primary - Secondary	Champions Way, Malcolm Beach Road	Providenciales	Mrs Alleveia Chan Jon Chu	332 4903
Charles Hubert James Primary School	Public	ECD - Primary	Kew	North Caicos	Ms Comonseta Campbell	946 7373
Clement Howell High School	Public	Secondary	Blue Hills	Providenciales	Ms Shanta Seymour	941 3411
Community Christian Academy	Private	ECD - Primary	Leeward Highway	Providenciales	Krystal Haden-Vincent	243 5304   339 8887
Doris Robinson Primary School	Public	ECD - Primary	Conch Bar	Middle Caicos	Acting: Ms Brendalee Harvey	342 8582
Elite High School	Private	Primary - Secondary	124 Main Five Cays Rd, Five Cays	Providenciales	Dr Edward Smith	941-5450, 649-245-8334
Eliza Simons Primary School	Public	ECD - Primary	Grand Turk	Grand Turk	Nyree Taylor-Williams	946 2334
Enid Capron Primary School	Public	ECD - Primary	Five Cays	Providenciales	Mrs Sophia Garland	946 4243
Faith Preparatory	Private	ECD - Primary	Godett Allotment	Grand Turk	Pastor Ryandro Brown (acting)	241 8815
H.J. Robinson High School	Public	Secondary	Church Folly	Grand Turk	Mr Berkley Williams	946 2317
Holy Family Academy	Private	All Age	14 Farm Lane Kew Town	Providenciales	Ms Maria Vazquez	941 7875
Ianthe Pratt Primary School	Public	ECD - Primary	The Bight, Providenciales	Providenciales	Ms Neekimo King	946 4165
International School of the TCI	Private	All Age	Governor's Road, Leeward Palms	Providenciales	Mrs Indrani Saunders	946 5523
Iris Stubbs Primary School	Public	ECD - Primary	South Caicos	South Caicos	Mrs Earleen Elliot	231 2336
Lighthouse Christian School	Private	All Age	Bottle Creek	North Caicos	Mrs Diann Smith	242 7442
M.I.L.L.S. Institute	Private	ECD - Primary	45 Marby Drive, Long Bay	Providenciales	Mrs Jenniemae Forbes	339 5563   946 5563
Maranatha Academy	Private	Secondary	287 Millenium Highway	Providenciales	Mr Richard Morgan	946 4385
Marjorie Basden High School	Public	Secondary	South Caicos	South Caicos	Mr Rodney Cox	946 3361
Ona Glinton Primary School	Public	ECD - Primary	Grand Turk	Grand Turk	Rhoda Williams-Cox	946 2337
Oseta Jolly Primary School	Public	ECD - Primary	Blue Hills	Providenciales	Mrs Rachel Handfield	941 3370
Precious Treasures Pre & Primary School	Private	All Age	37 Cooper Jack Bay Road	Providenciales	Ms Camille Wellington	941 5186
Providence International Academy Turks and Caicos	Private	Primary	Eden lane, Leeward Highway	Providenciales	Mrs Michelle Chung (acting)	244 7424
Providenciales Primary & Middle School	Private	ECD - Primary	Flamingo Park	Providenciales	Mr Jason McCreedy	333 5638
Provo Christian School	Private	ECD - Primary	Stammers Run	Providenciales	Geneive Lewis	941 5775
Raymond Gardiner High School	Public	Secondary	Bottle Creek	North Caicos	Mrs Janet Walkin	946 7757
Richmond Hills Preparatory	Private	ECD - Primary	6 Richmond Hill Road, Richmond Hills	Providenciales	Mr Marlon Sinclair	946 4957
Shining Stars Preparatory	Private	ECD - Primary	11 Academy Way, Downtown	Providenciales	Mr Rohan Champaigne	941 4819
TCIPS Comprehensive High	Private	Secondary	Sam's Building, Downtown	Providenciales	Dr Kaye-Ann Irving	339 8178
Thelma Lightbourne Primary	Public	ECD - Primary	Long Bay	Providenciales	Mrs Robin Cox-Foster	946 5775
Wesley Methodist School	Private	All Age	24 Leeward Palms	Providenciales	Mrs Edna Cottoy	649-2339-5785/86

## Appendix B

### Web Directory: Compulsory-Age Schools, Page 1

Name of School ▲	Facebook
A. Louise Garland Thomas High School	
Adelaide Oemler Primary School	<a href="https://www.facebook.com/p/Adelaide-Oemler-Primary-61567148961747/">https://www.facebook.com/p/Adelaide-Oemler-Primary-61567148961747/</a>
Alpha Christian Academy	<a href="https://www.facebook.com/pages/Alpha-Christian-Academy-Providenciales/581065488971440?locale=ca_ES">https://www.facebook.com/pages/Alpha-Christian-Academy-Providenciales/581065488971440?locale=ca_ES</a>
B.E.S.T. Institute	<a href="https://www.facebook.com/p/BEST-Institute-100057821913474/">https://www.facebook.com/p/BEST-Institute-100057821913474/</a>
British West Indies Collegiate	<a href="https://www.facebook.com/BWICTC/?locale=en_GB">https://www.facebook.com/BWICTC/?locale=en_GB</a>
Calvary Christian School	
Champions For Christ International School of Excellence	
Charles Hubert James Primary School	<a href="https://www.facebook.com/profile.php?id=100067667545901&amp;sk=about">https://www.facebook.com/profile.php?id=100067667545901&amp;sk=about</a>
Clement Howell High School	
Community Christian Academy	<a href="https://www.facebook.com/communitychristianacademytci/?locale=en_GB">https://www.facebook.com/communitychristianacademytci/?locale=en_GB</a>
Doris Robinson Primary School	<a href="https://www.facebook.com/DRPS1/">https://www.facebook.com/DRPS1/</a>
Elite High School	<a href="https://www.facebook.com/elitehighschool/?locale=en_GB">https://www.facebook.com/elitehighschool/?locale=en_GB</a>
Eliza Simons Primary School	<a href="https://www.facebook.com/elsimonsprimaryschool/?locale=en_GB">https://www.facebook.com/elsimonsprimaryschool/?locale=en_GB</a>
Enid Capron Primary School	<a href="https://www.facebook.com/share/174KmsMUb3/">https://www.facebook.com/share/174KmsMUb3/</a>
Faith Preparatory	<a href="https://www.facebook.com/p/Faith-Preparatory-School-100085841833390/">https://www.facebook.com/p/Faith-Preparatory-School-100085841833390/</a>
H.J. Robinson High School	<a href="https://www.facebook.com/hjfirsthigh/">https://www.facebook.com/hjfirsthigh/</a>
Holy Family Academy	
Ianthe Pratt Primary School	<a href="https://www.facebook.com/iantheprattprimaryschool/">https://www.facebook.com/iantheprattprimaryschool/</a>
International School of the TCI	<a href="https://www.facebook.com/internationalschooltci/?locale=en_GB">https://www.facebook.com/internationalschooltci/?locale=en_GB</a>
Iris Stubbs Primary School	
Lighthouse Christian Academy	<a href="https://www.facebook.com/p/TCI-Lighthouse-Christian-Academy-100091681789340/">https://www.facebook.com/p/TCI-Lighthouse-Christian-Academy-100091681789340/</a>
M.I.L.L.S. Institute	<a href="https://www.facebook.com/p/MILLS-Institute-100057432850152/?locale=en_GB">https://www.facebook.com/p/MILLS-Institute-100057432850152/?locale=en_GB</a>
Maranatha Academy	<a href="https://www.facebook.com/maranathaacademy.tc/?locale=en_GB">https://www.facebook.com/maranathaacademy.tc/?locale=en_GB</a>
Marjorie Basden High School	



## Appendix B

### Web Directory: Compulsory-Age Schools, Page 2

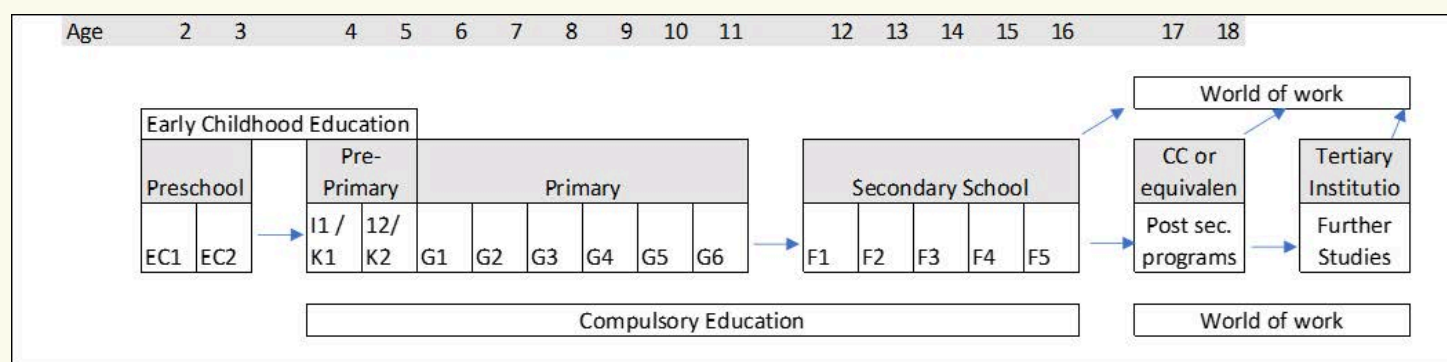
Name of School ▲	Facebook
Ona Glinton Primary School	<a href="https://www.onaglintonprimary.com/">https://www.onaglintonprimary.com/</a>
Oseta Jolly Primary School	<a href="https://www.facebook.com/p/Oseta-Jolly-Primary-School-100086573323812/">https://www.facebook.com/p/Oseta-Jolly-Primary-School-100086573323812/</a>
Precious Treasures International School	<a href="https://www.facebook.com/tciptis/?locale=en_GB">https://www.facebook.com/tciptis/?locale=en_GB</a>
Providence International Academy Turks and Caicos	<a href="https://www.facebook.com/piatci/?locale=en_GB">https://www.facebook.com/piatci/?locale=en_GB</a>
Providenciales Primary & Middle School	<a href="https://www.facebook.com/ProvidencialesPrimarySchool">https://www.facebook.com/ProvidencialesPrimarySchool</a>
Provo Christian School	<a href="https://www.facebook.com/provochristianschool">https://www.facebook.com/provochristianschool</a>
Raymond Gardiner High School	<a href="https://www.facebook.com/RaymondGardinerHighSchool/">https://www.facebook.com/RaymondGardinerHighSchool/</a>
Richmond Hills Preparatory	<a href="https://www.facebook.com/richmondhillprep/?locale=en_GB">https://www.facebook.com/richmondhillprep/?locale=en_GB</a>
Shining Stars Preparatory	<a href="https://www.facebook.com/shininstarsprep/?locale=en_GB">https://www.facebook.com/shininstarsprep/?locale=en_GB</a>
TCIPS Comprehensive High	
Thelma Lightbourne Primary	<a href="https://www.facebook.com/thelmalightbourneprimaryschool/?locale=en_GB">https://www.facebook.com/thelmalightbourneprimaryschool/?locale=en_GB</a>
Wesley Methodist School	<a href="https://www.facebook.com/p/Wesley-Methodist-School-TCI-100054464619659/?locale=en_GB">https://www.facebook.com/p/Wesley-Methodist-School-TCI-100054464619659/?locale=en_GB</a>

# EDUCATION STATISTICAL DIGEST

## 2021-2022

### Appendix C

### Age-Grade Level Mapping



# EDUCATION STATISTICAL DIGEST

## 2021-2022

### Appendix D

## How to use the Interactive Digest

Welcome to the 2021-22 Interactive Education Digest of the Turks and Caicos Islands!

Access the full Digest [here](#)!

On this page, the last page of the Digest, we will provide a few tips on how to use the Interactive version, which looks similar to the pdf version, but allows you to choose and access more details.

To view the table informing each chart, right-click the chart and choose "Show as a table"

Hover your cursor over any portion of a chart to view details on a tooltip

In Appendix A, you can view specific details by individual school

Feel free to click any area of each chart to view details on the area you have clicked. Other charts will change, increasing the chance of gaining useful insights. If you have selected an area, click it again to reset the chart.

Happy experimenting!

Click between the two page numbers at the bottom of your screen to see an interactive Table of Contents that will allow you to jump to any page