



**TURKS AND CAICOS  
ISLANDS**

# **EDUCATION STATISTICAL DIGEST**

**2022-2023**



Interactive  
Digest

# EDUCATION STATISTICAL DIGEST

## 2022 - 2023



**MINISTRY OF EDUCATION, YOUTH, SPORTS AND CULTURE**  
GRAND TURK, TURKS & CAICOS ISLANDS  
TELEPHONE: (649) 338-3134



### Remarks by the Minister

It is with great pride and optimism that I present this year's *Statistical Digest*, a comprehensive reflection of our education system's progress, challenges, and opportunities as we continue to strengthen outcomes for all learners. This publication stands as a vital tool for evidence-based planning and decision making, reinforcing our Ministry's commitment to transparency, accountability, and continuous improvement in education.

In today's rapidly evolving world, data is no longer a by-product of administration; it is the foundation upon which sound policy and effective action are built. Our aim is clear: to strengthen data driven decision making and boost operational efficiency across every level of the education sector. Reliable, timely, and accessible data empower us to better allocate resources, monitor performance, and design interventions that directly improve teaching and learning outcomes.

To achieve this, we are proud of what we have been able to accomplish through OpenEMIS, an innovative education management information system designed to modernise how data is collected, managed, and utilised, from early childhood education to tertiary institutions. OpenEMIS represents a step forward in the digital transformation of our education system. Through this platform, the Ministry is able to automate data collection processes, reduce administrative burdens, and enhance the accessibility and accuracy of educational statistics for policymakers, school administrators, researchers, and educators alike.

This initiative reflects our broader vision: to create a modern, inclusive, and responsive education system that leaves no learner behind. By embracing technology and strengthening our data culture, we are ensuring that every policy decision and every classroom strategy is guided by evidence, not assumption.

I extend my sincere appreciation to all our partners, educators, and data specialists who contributed to this *Statistical Digest*, and to the Policy and Planning Unit of the Ministry of Education for spearheading this initiative. Together, we are laying the foundation for an education sector that is not only informed by data, but transformed by it.

I encourage all stakeholders to utilise this valuable resource as we work collectively towards excellence in education for every child in our country.

**Honourable Rachel Marshall Taylor**  
Minister of Education, Youth, Sports and Culture

# EDUCATION STATISTICAL DIGEST

## 2022 - 2023

## MINISTRY OF EDUCATION LEADERSHIP AND PROJECT TEAMS

### Minister of Education

*Honourable Rachel Taylor*  
*2022-2023*

### Permanent Secretary

*Mr Wesley Clerveaux 2022*  
*Mrs Cheryl-Ann Jones 2023*

### Deputy Permanent Secretaries

*Mr Amin McCartney*  
*Ms Keisha Taylor*

### Policy & Planning Delivery Team

*Ms Talia Thomas, Policy and Planning Officer*  
*Ms Diandra Gray, Assistant Education Planner*  
*Ms Rechel Blake, Monitoring & Evaluation Officer*

### Consultancy Team - Kairi Consultants Limited

*Dr Ralph Henry*  
*Mrs Angela Henry-Small*  
*Ms Corinne Gregoire*





# EDUCATION STATISTICAL DIGEST

## 2022 - 2023

### TABLE OF CONTENTS

Remarks from the Minister of Education.....	1
Ministry of Education Leadership and Policy Teams.....	2
Table of Contents.....	3
Table of Charts.....	4
Executive Summary.....	6
Introduction and Context.....	7
Education System Review.....	8
Enrolment.....	9
Academic Performance.....	15
Teachers and Staff.....	23
Tertiary Education.....	30
Scholarships.....	34
Financial Data.....	38
Conclusion.....	42
Appendices.....	43

# EDUCATION STATISTICAL DIGEST

## 2022 - 2023

### TABLE OF CHARTS

Chart 1: Enrolment by School Type.....	11
Chart 2: Enrolment by School Type and Gender.....	11
Chart 3: Enrolment by School Sector.....	11
Chart 4: Enrolment by Electoral District.....	12
Chart 5: Enrolment by Island.....	12
Chart 6: Enrolment by Student Status and Gender.....	12
Chart 7: Enrolment by Age in Grade and Gender.....	13
Chart 8: Student Population by School Type and Sector.....	13
Chart 9: Student Population by School Sector and Capacity.....	13
Chart 10: Student Nationality - Public Schools.....	14
Chart 11: Student Nationality - Private Schools.....	14
Chart 12: CSEC Pass Rates 2015-2023.....	17
Chart 13: CSEC Passes by Gender.....	17
Chart 14: CSEC Pass Rates by Subject 2023.....	18
Chart 15: CSEC Results by Exam Centre.....	19
Chart 16: Number of CCSLC Candidates by Subject and Attainment.....	20
Chart 17: CCSLC Candidate Attainment by School.....	20
Chart 18a: CPEA Pass Rates by Gender - Public Schools.....	21
Chart 18b: CPEA Pass Rates by Gender - Private Schools.....	22
Chart 19: Teachers by Nationality and Island.....	25
Chart 20: Teachers by School Type and Sector.....	25
Chart 21: Teacher Qualification Levels by Island.....	26
Chart 22: Teachers by Qualification Area.....	26
Chart 23: Subjects Taught by Teachers at Secondary Level.....	27
Chart 24: Secondary School Teachers by Training and Sector.....	27
Chart 25: Subjects Taught by Teachers at Secondary Level.....	28
Chart 26: Secondary School Teachers by Nationality and Sector.....	28
Chart 27: Special Education Teachers by School.....	29



# EDUCATION STATISTICAL DIGEST

## 2022 - 2023

### TABLE OF CHARTS, cont'd

Chart 28: 2022-23 TCICC Enrolment by Programme and Gender.....	32
Chart 29: 2022-23 TCICC Enrolment by Faculty and Gender.....	33
Chart 30: 2022-23 TCITT Enrolment by Faculty and Campus.....	33
Chart 31: 2022-23 TCICC Enrolment by Campus and Gender.....	33
Chart 32: Total Number of Scholarships by Gender and Region.....	36
Chart 33: Distribution of Scholarship Awards by Area of Study.....	36
Chart 34: Proportion of Scholarship Types by Academic Level.....	37
Chart 35: National Budget 2022-23 by Ministry/Department.....	40
Chart 36: 2022-23 Education Budget per Student.....	40
Chart 37: 2022-23 Tertiary Education Budget.....	40
Chart 38: Education Budget by School Level 2018-2023.....	41
Chart 39: Education Expenditure by School Level 2018-2023.....	41



# EDUCATION STATISTICAL DIGEST

## 2022 - 2023

### EXECUTIVE SUMMARY

The 2022–2023 Education Statistical Digest provides a clear overview of an education system that is expanding its reach and steadily improving its quality in the Turks and Caicos Islands. It tracks learners from early childhood through primary and secondary schooling into higher education and vocational training, highlighting achievements across the system while drawing attention to areas that require ongoing focus.

Across the islands, more children are starting formal education at an earlier age, and a greater number of young people are remaining in school for longer. Public schools continue to educate the majority of students, with private institutions—especially at the Early Childhood Development (ECD) and senior secondary levels—offering vital additional capacity and choice. The overall trend is one of steady growth, with enrolment increases most noticeable at the foundational stages

Assessment data indicate that many students are achieving significant

success in core subjects and regional examinations. However, persistent challenges remain in mathematics performance, the consistency of outcomes across schools, and in reducing the gender gap that favours female students, especially at higher levels.

The Digest also emphasises the vital role of teachers and school staff, the steadily growing contribution of the Turks and Caicos Islands Community College (TCICC), and the strategic utilisation of scholarships to broaden access to higher education. Vocational programmes are becoming a more prominent element in the system, aligned with national labour market requirements.

Underlying these developments is a substantial and increasing public investment in education. Taken together, the findings describe a system that has made significant gains in access and opportunity and that is now poised to deepen quality, equity and relevance for all learners.





# EDUCATION STATISTICAL DIGEST

## 2022 - 2023

## INTRODUCTION AND CONTEXT

The 2022–2023 Education Statistical Digest serves as the main statistical reference for the education sector in the Turks and Caicos Islands. It combines administrative data from schools, colleges, and agencies into a clear overview of how the system is performing throughout a full academic year. In doing so, it aids evidence-based planning, monitoring, and reporting by the Ministry of Education, Youth, Sports and Social Services and its partners.

The Digest reflects the priorities outlined in Vision 2040 and the Education Sector Plan, including equitable access, improved learning outcomes, and the development of a skilled, adaptable workforce. It also considers recent broader contexts: recovery from the COVID-19 pandemic, ongoing demographic growth, and rising expectations from families and employers. These factors influence enrolment patterns, resource allocation, and the types of programmes in demand.

The Turks and Caicos Islands has a relatively young and increasingly diverse population, mainly centred in Providenciales. Tourism and construction remain key economic sectors, with rising demand for skills in hospitality, business, technical trades, and professional services. Education is therefore seen not only as a social benefit but also as a vital tool for economic resilience and social cohesion.

Within this context, the Digest is more than just a collection of tables. It is intended as a tool for dialogue among policymakers, educators, parents, and development partners. By offering a transparent, system-wide overview of participation, performance, staffing, and financing, it encourages stakeholders to use data to influence the next phase of educational development in the nation.



## EDUCATION SYSTEM OVERVIEW

The education system in the Turks and Caicos Islands is divided into distinct stages: Early Childhood Development (ECD), primary, secondary, post-secondary, and tertiary education, with an increasing emphasis on technical and vocational training. Governance, policy making, and quality assurance are duties of the Ministry of Education, Youth, Sports and Social Services, which oversees public institutions and regulates private providers.

Early childhood services are offered through both public and private centres, preparing young children for entry into primary school. Primary and secondary education mainly take place in public schools, with several private institutions providing additional capacity and specialised programmes. School networks serve the main population centres in Providenciales and Grand Turk, as well as smaller islands, with provisions tailored to the local context.

Curriculum and assessment are closely aligned with regional frameworks. The system prepares students for Caribbean Examinations Council (CXC) assessments, alongside national diagnostic and achievement measures. This alignment allows for recognition of qualifications across the region and encourages student mobility.

Tertiary education in the Turks and Caicos Islands mainly centres on the Turks and Caicos Islands Community College (TCICC), which has campuses in Grand Turk and Providenciales. The College offers associate and bachelor's degrees, pre-university, and technical programmes in areas aligned with national priorities. Further post-secondary opportunities are accessible via scholarships and private arrangements with regional and international institutions.

Across these levels, policy directions emphasise stronger links between education and the economy.

# ENROLMENT



Interactive  
Enrolment



# EDUCATION STATISTICAL DIGEST

## 2022 - 2023

### ENROLMENT: SUMMARY

Enrolment patterns for the 2022–2023 academic year show a system that is steadily expanding its reach while adapting to demographic and economic circumstances. More children are enrolled in early childhood education, reflecting both policy focus on ECD and increasing recognition among families of the importance of structured learning in the early years. This growth at the foundation of the system has significant implications for future demand at primary and secondary levels.

Public schools continue to educate most primary and secondary students, highlighting the vital role of the state in ensuring access. Private institutions, though fewer, play an important part, especially in early childhood and in urban communities. They provide additional places, alternative teaching methods, and sometimes specialised curricula.

Geographically, enrolment is concentrated in Providenciales,

where population and economic activity are at their highest. Grand Turk and the smaller islands have smaller school populations, often in multi-grade or all-age settings. This uneven distribution presents ongoing planning challenges, demanding careful balancing of efficiency and equity to ensure that students in smaller communities are not disadvantaged.

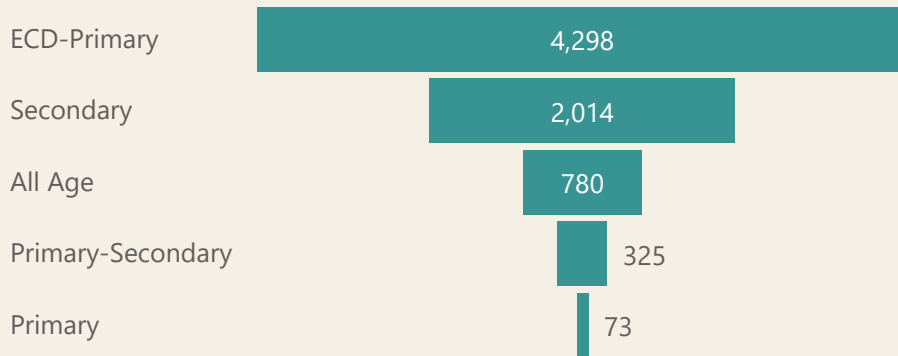
Gender patterns also influence the enrolment profile. Girls slightly outnumber boys overall and are more likely to continue in education through upper secondary and tertiary levels. Boys remain prominently present in earlier grades but seem more vulnerable to disengagement or early departure as schooling advances.

Overall, the enrolment picture indicates that the Turks and Caicos Islands have made steady progress in increasing participation, especially at the basic levels. The next steps involve maintaining this progress while addressing inequalities between islands, sectors, and gender groups.



# Enrolment

Chart 1: Enrolment by School Type



Total

7.490

3,760

Female

3,730

Male

4,629

Public

2,861

Private

Chart 2: Enrolment by School Type and Gender

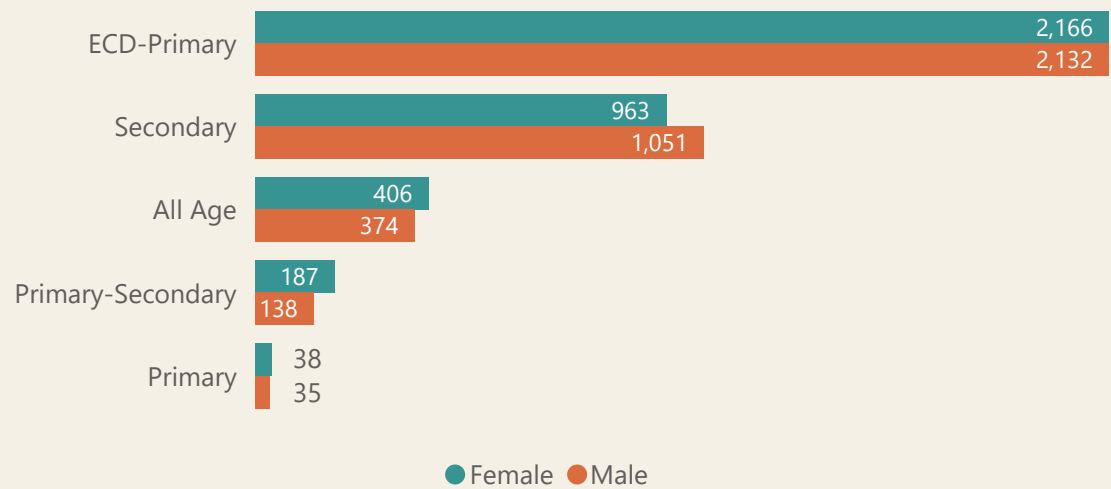
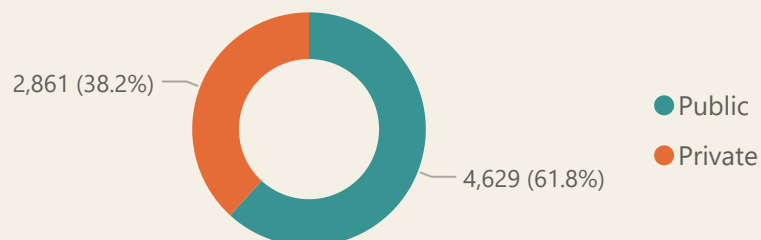


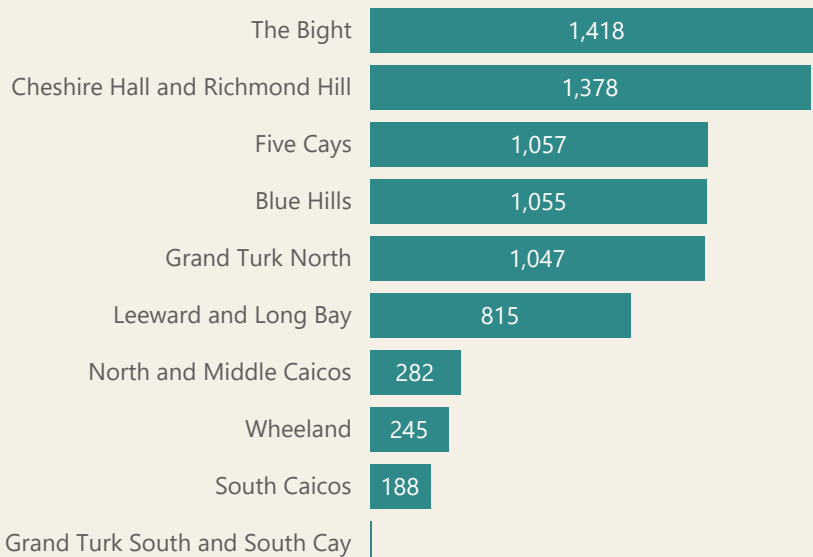
Chart 3: Enrolment by School Sector





# Enrolment

Chart 4: Enrolment by Electoral District



Total

7,490

Chart 5: Enrolment by Island

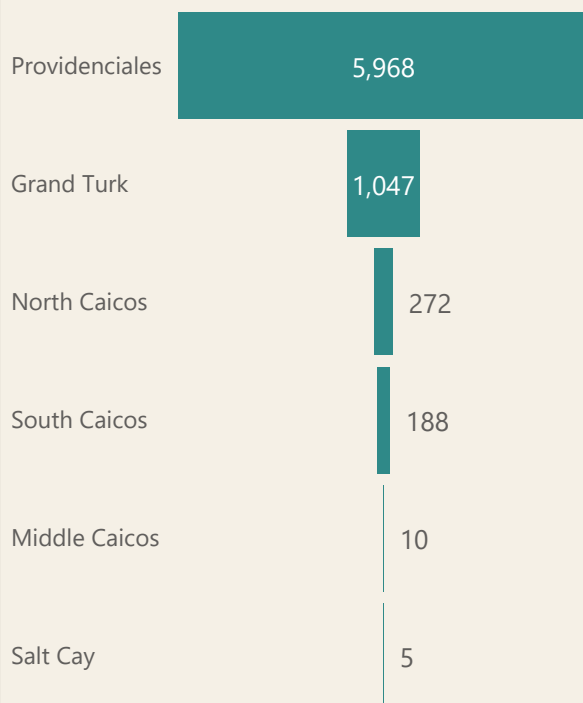
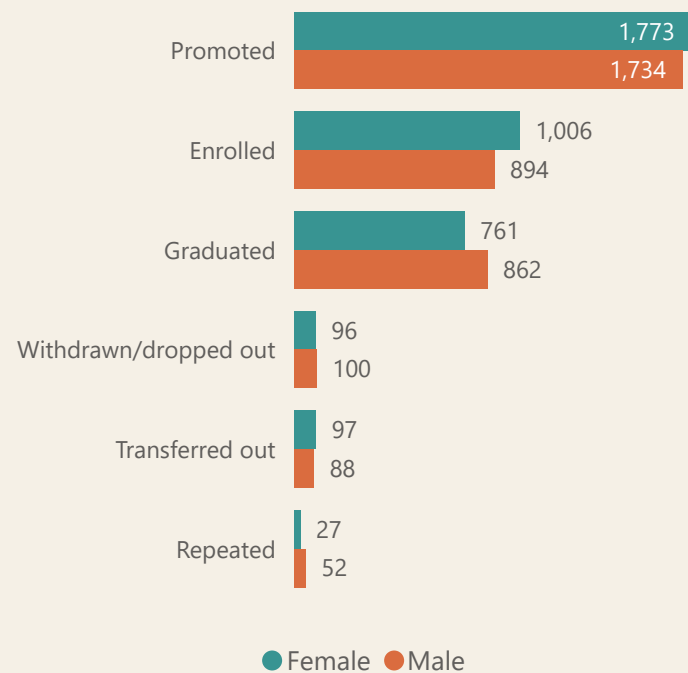


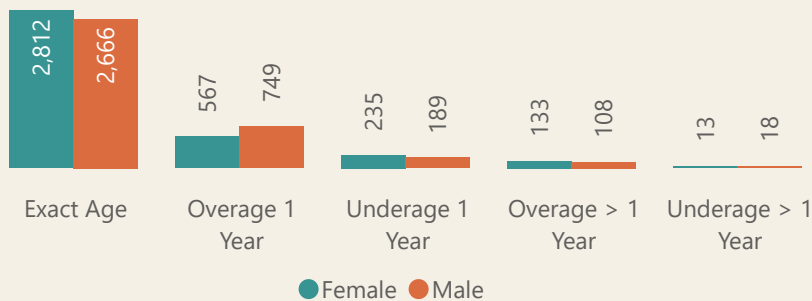
Chart 6: Student Population by Status and Gender





# Enrolment

Chart 7: Enrolment by Age in Grade and Gender



Total

7,490

**Note:** [Appendix C](#) provides an age-grade mapping for the TCI

Chart 8: Student Population by School Type and Sector

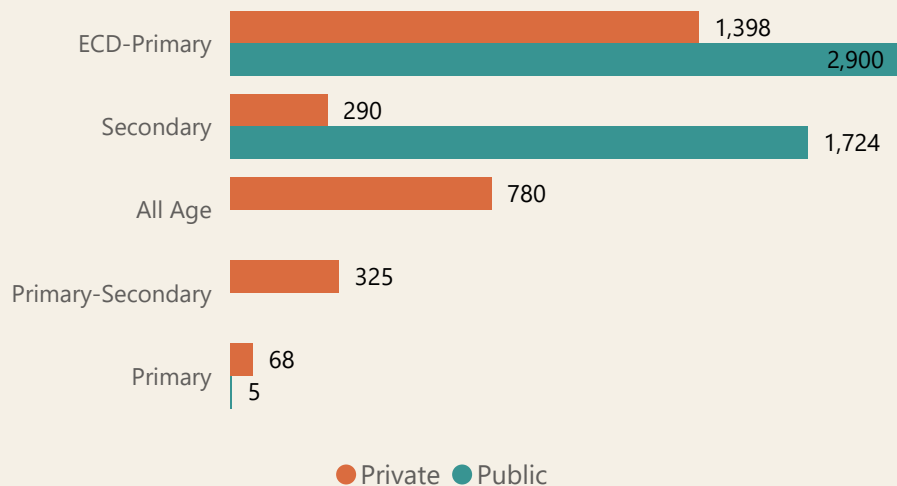
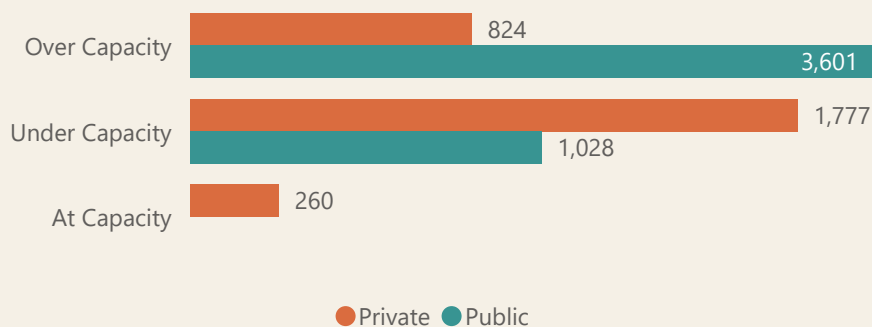


Chart 9: Student Population by School Sector and Capacity





# Enrolment

Chart 10: Student Nationality Distribution - Public Schools

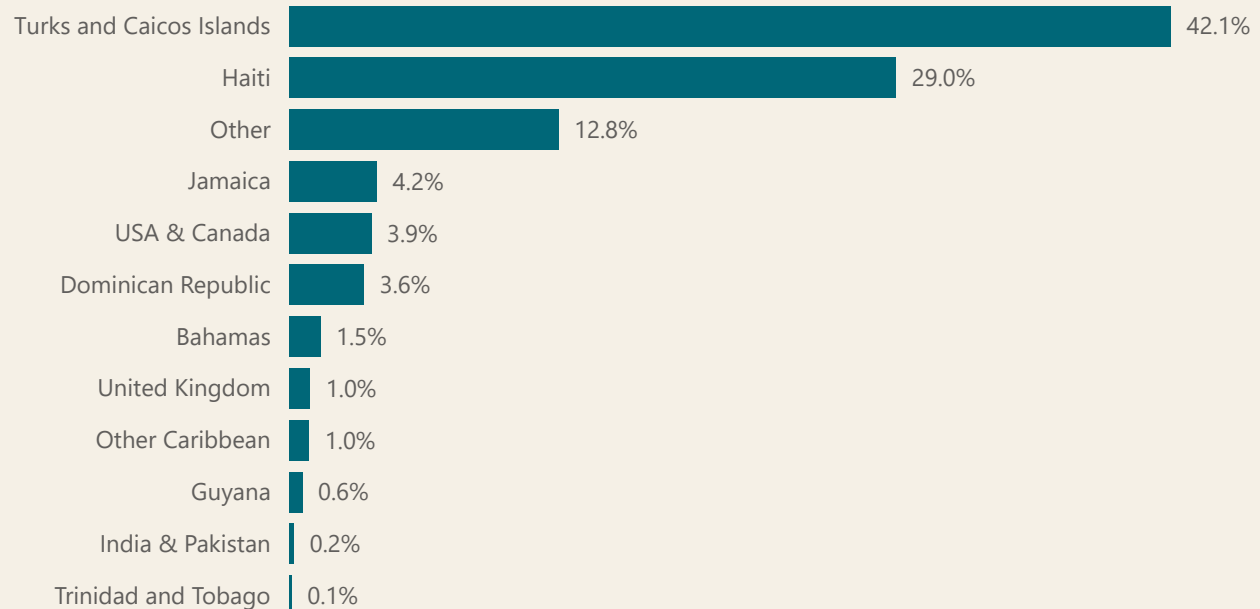
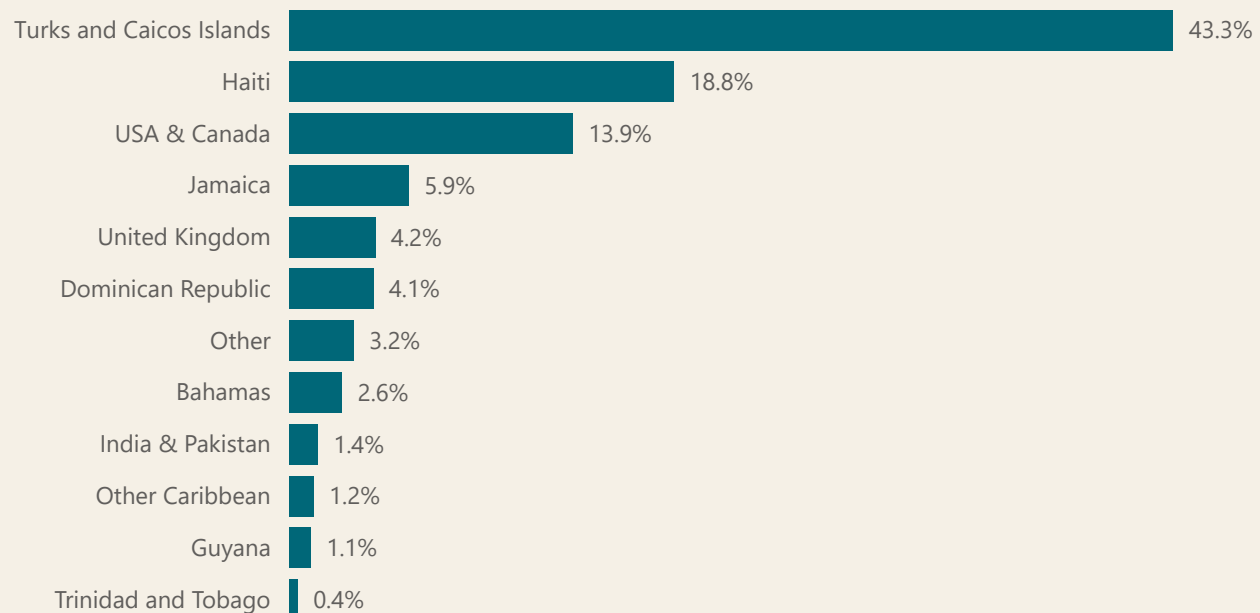


Chart 11: Student Nationality Distribution - Private Schools





# ACADEMIC PERFORMANCE



Interactive  
Academic  
Performance



## ACADEMIC PERFORMANCE SUMMARY

The academic performance data in the Digest provide a detailed view of learner outcomes across the system. At the primary level, national and regional assessments show that many pupils are achieving acceptable standards in key areas such as literacy and numeracy. However, results also reveal that a significant minority struggle to meet expected benchmarks, especially in mathematics, where conceptual understanding often trails behind procedural knowledge.

In lower and upper secondary education, performance in external examinations becomes more significant. Results in CSEC and CCSLC subjects show that a substantial number of candidates pass key areas, including English, mathematics, and other essential subjects. A smaller group of students achieve broader success across multiple subjects, meeting common benchmarks for progressing to further studies or employment.

However, results are not consistent. Differences in performance can be seen between schools, subject areas, and male and female candidates. Female students generally outperform their male counterparts, particularly in language-related subjects and in earning multiple passes. In some instances, examination entries are marked as ungraded, reflecting incomplete coursework or other irregularities that hinder a full assessment of achievement.

These patterns highlight the system's capacity to achieve strong academic results when curriculum coverage, teaching quality, and learner support are well coordinated. They also emphasise the need for targeted interventions to enhance mathematics teaching and learning, assist underperforming groups, and ensure that assessment processes are widely understood and effectively managed across all institutions.

# Academic Performance

## Caribbean Secondary Education Certificate (CSEC)

Chart 12: CSEC Pass Rates 2015-2023

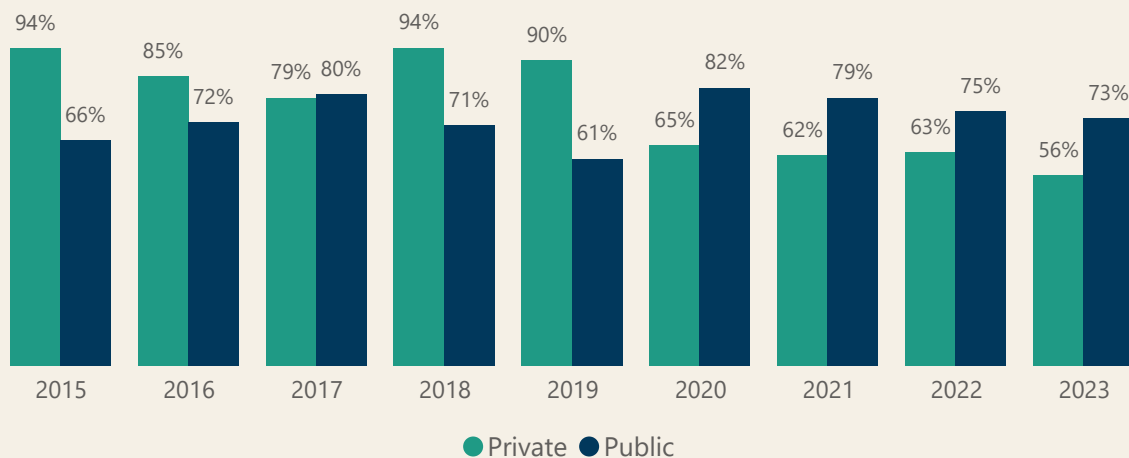
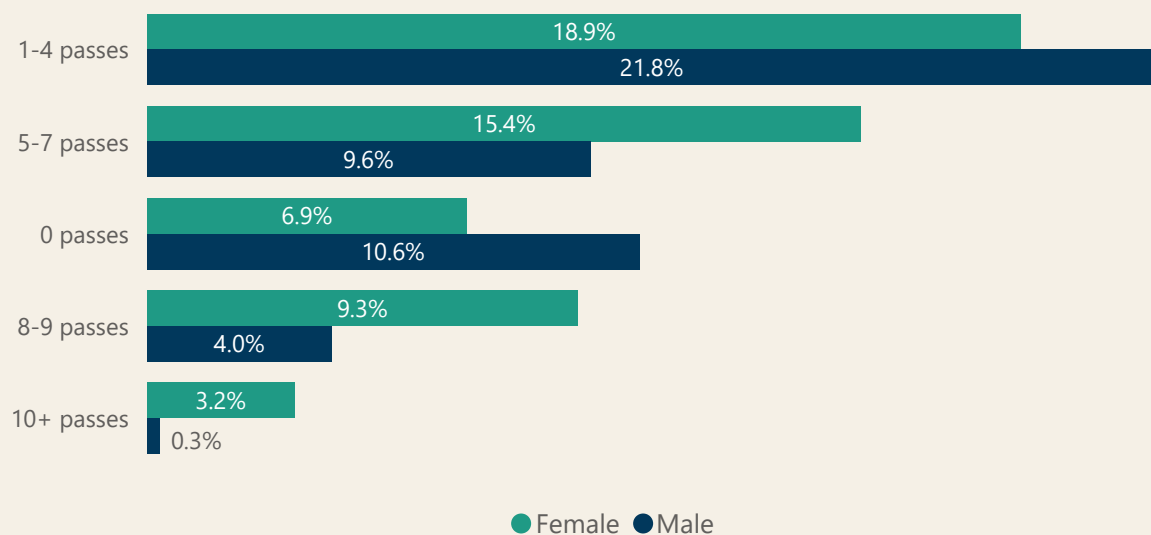


Chart 13: CSEC Passes by Gender

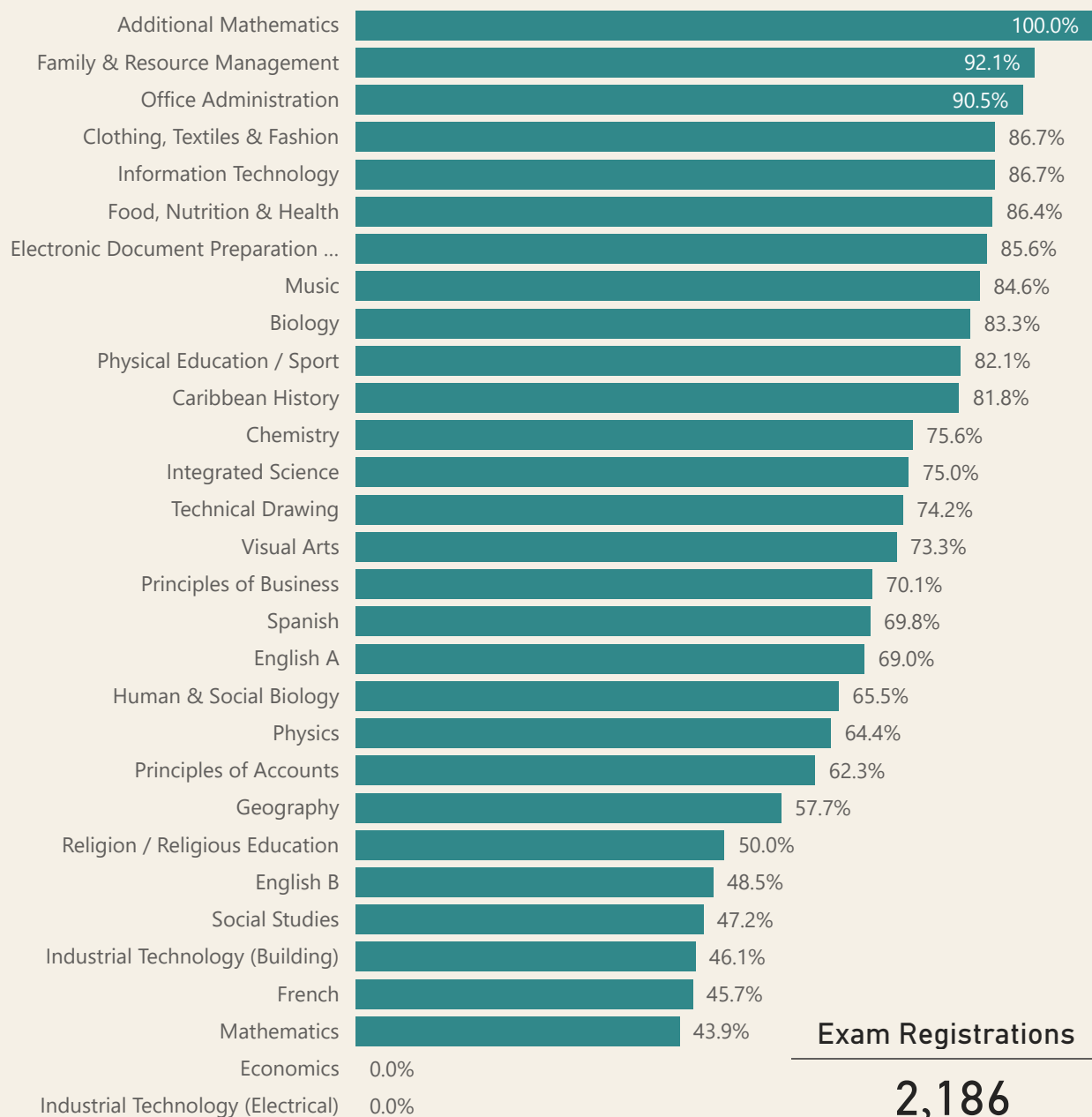
% of Candidates



# Academic Performance

## Caribbean Secondary Education Certificate (CSEC)

Chart 14: CSEC Pass Rates by Subject 2023

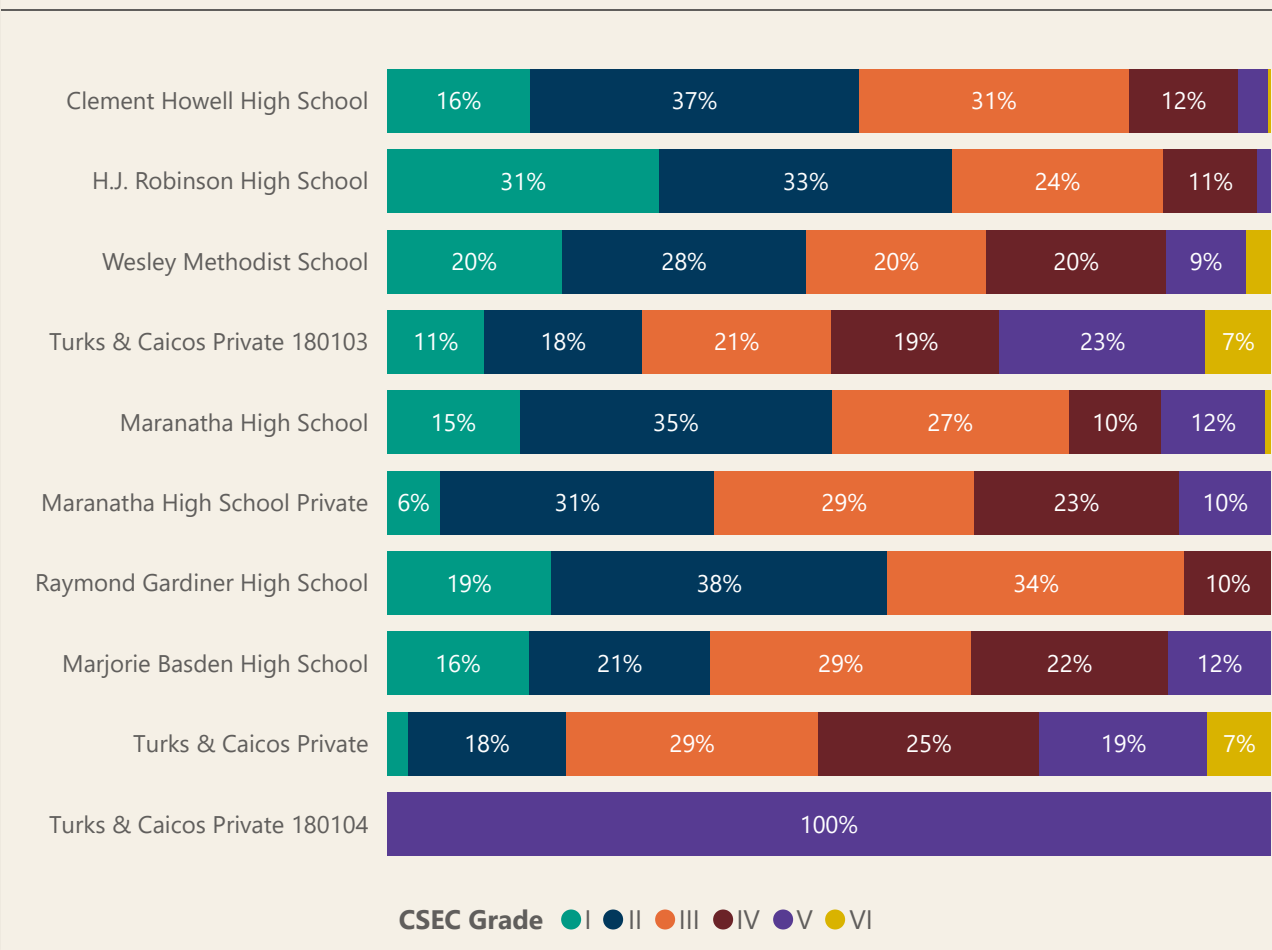


# Academic Performance

## Caribbean Secondary Education Certificate (CSEC)

Chart 15: CSEC Results by Exam Centre

% of School Total



Exams Attended

1,913

# Academic Performance

## Caribbean Certificate of Secondary Level Competence (CCSLC)

Chart 16: Number of CCSLC Candidates by Subject and Attainment

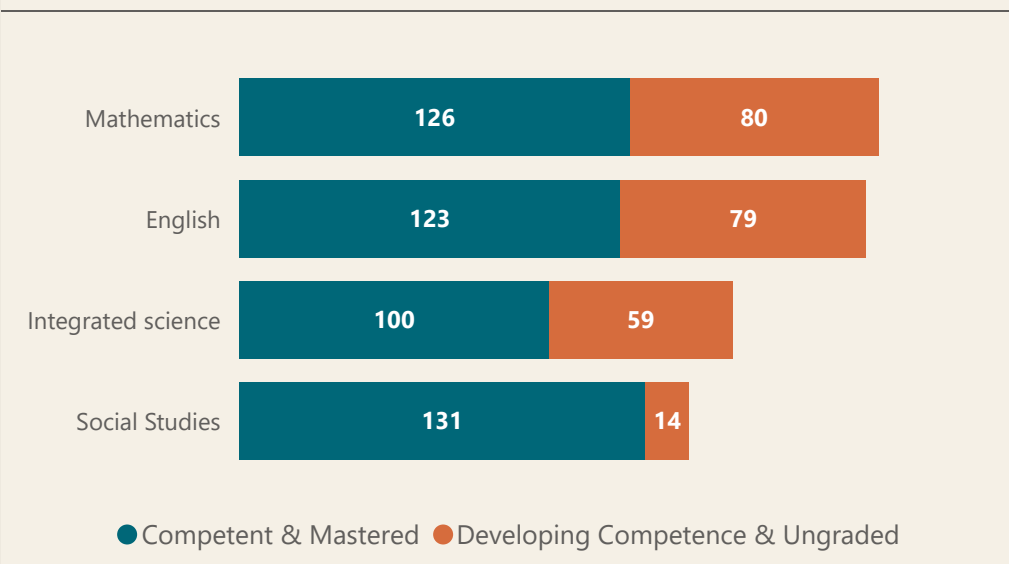
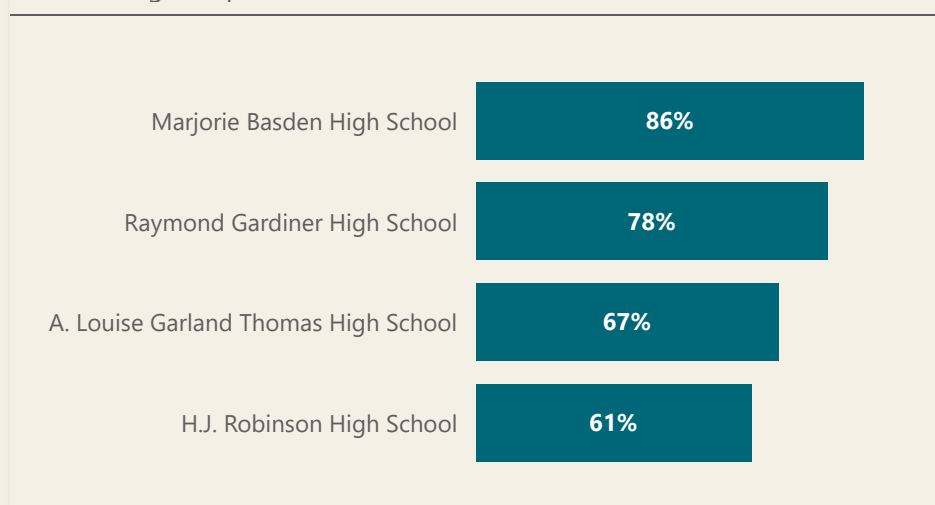


Chart 17: CCSLC Candidate Attainment by School

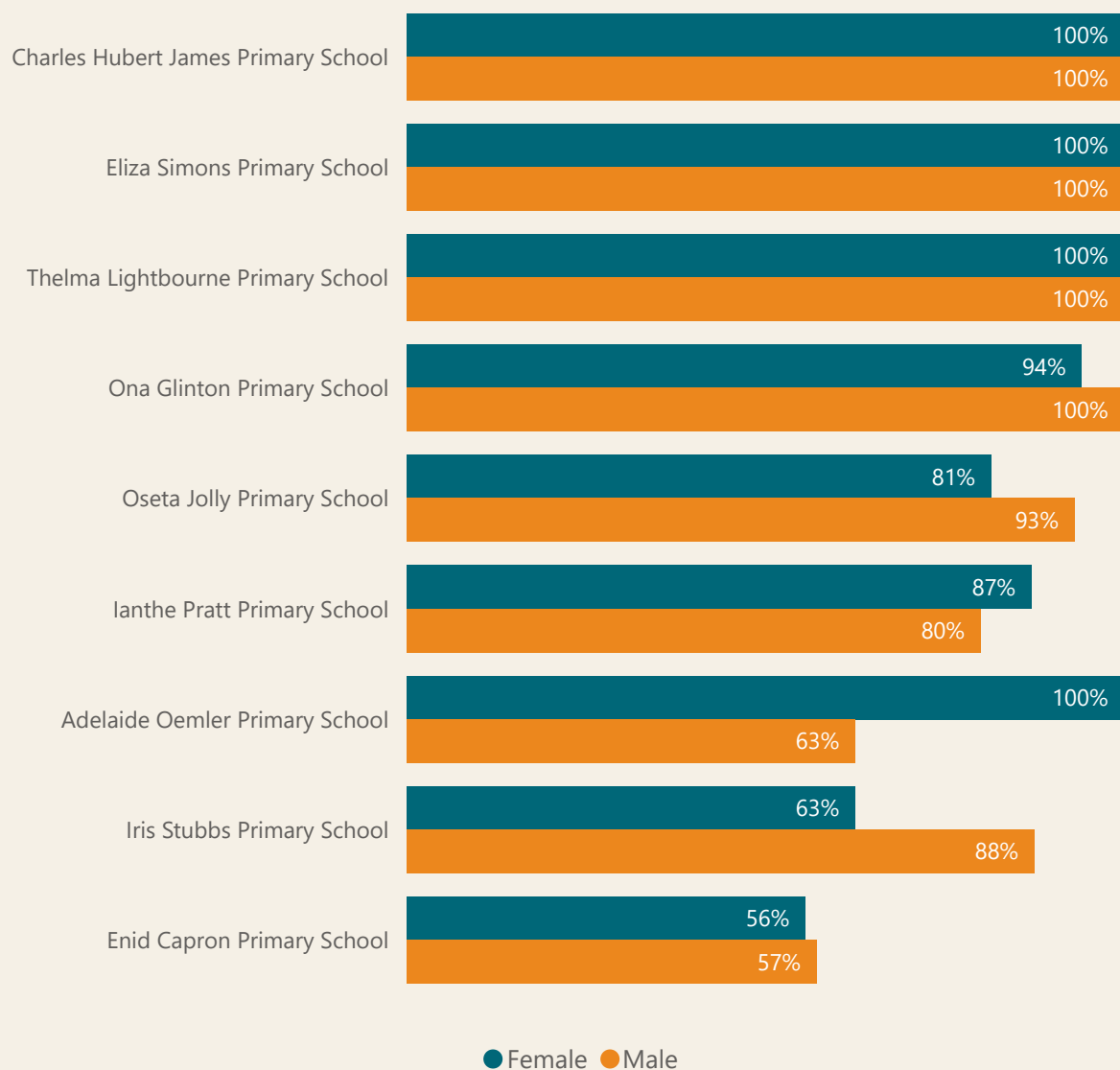
% Achieving Competent or Mastered



# Academic Performance

## Caribbean Primary Exit Assessment (CPEA)

Chart 18a: CPEA Pass Rates by Gender - Public Schools

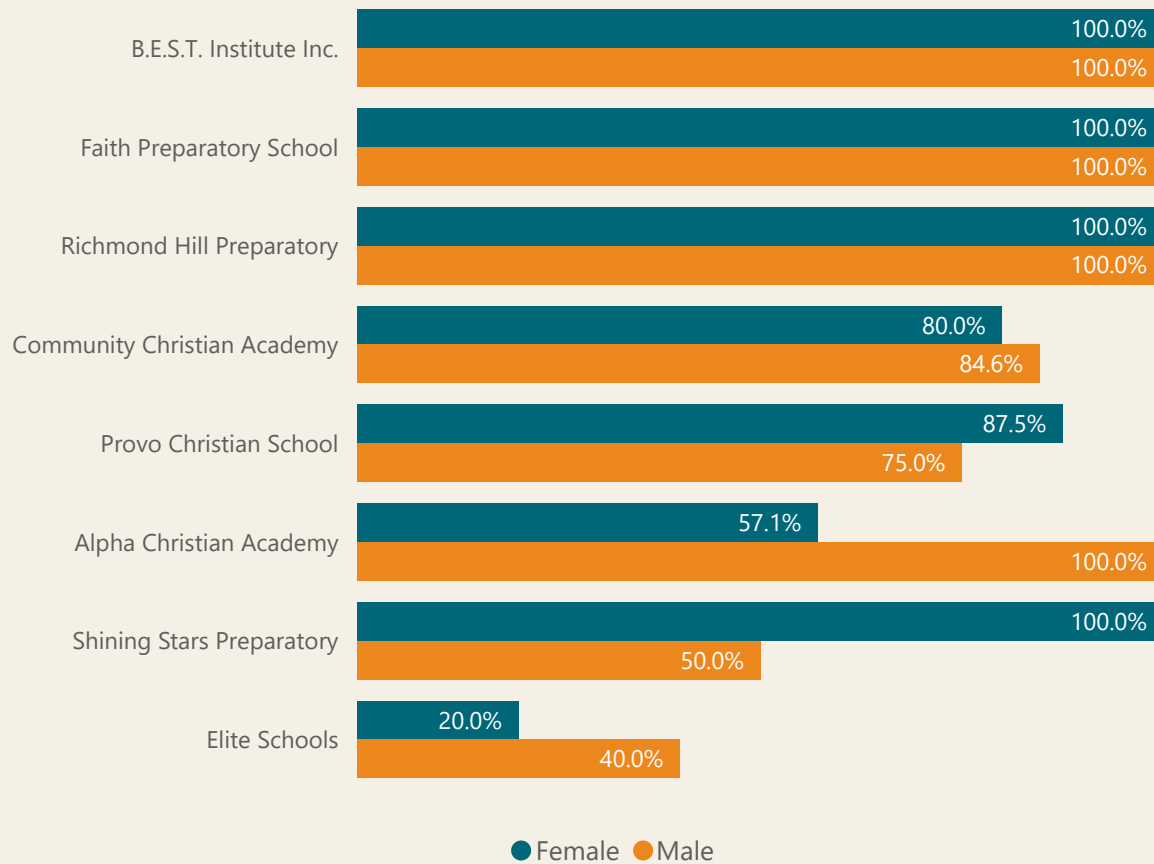




# Academic Performance

## Caribbean Primary Exit Assessment (CPEA)

Chart 18b: CPEA Pass Rates by Gender - Private Schools



# TEACHERS AND STAFF



Interactive  
Teachers and  
Staff

## TEACHERS AND STAFF SUMMARY

Teachers and support staff are essential to the education system in the Turks and Caicos Islands, and the Digest's data emphasise both their strengths and the challenges they encounter. The teaching workforce is predominantly female, reflecting broader trends in the region and worldwide, and it is distributed across public and private schools at all levels. Many teachers hold formal qualifications, including diplomas and degrees in education or specific subject areas, establishing a solid professional basis for teaching quality.

The presence of a significant proportion of trained teachers is a valuable asset. It shows that classroom practice is increasingly guided by pedagogical knowledge rather than simply personal experience. However, there are still areas where additional training and certification are needed, particularly in specialist subjects, in some private institutions, and in the field of

special education. Addressing these needs will be vital for promoting equality and supporting learners with more complex needs.

School leadership, administrative staff, guidance counsellors, and other support personnel also play crucial roles in the functioning of the system. Principals provide instructional leadership and manage school resources; counsellors contribute to student well-being and transitions; and administrative staff ensure that records, communication, and logistics are maintained. In many schools, these roles are carried out by relatively small teams, requiring staff to undertake multiple responsibilities.

The overall picture is of a dedicated workforce operating within the constraints of a small island system. Strategic efforts to attract, develop, and retain qualified staff; to provide ongoing professional development; and to support school leaders will be essential to maintaining and improving the quality of education.

# Teachers and Staff

Chart 19: Teachers by Nationality and Island

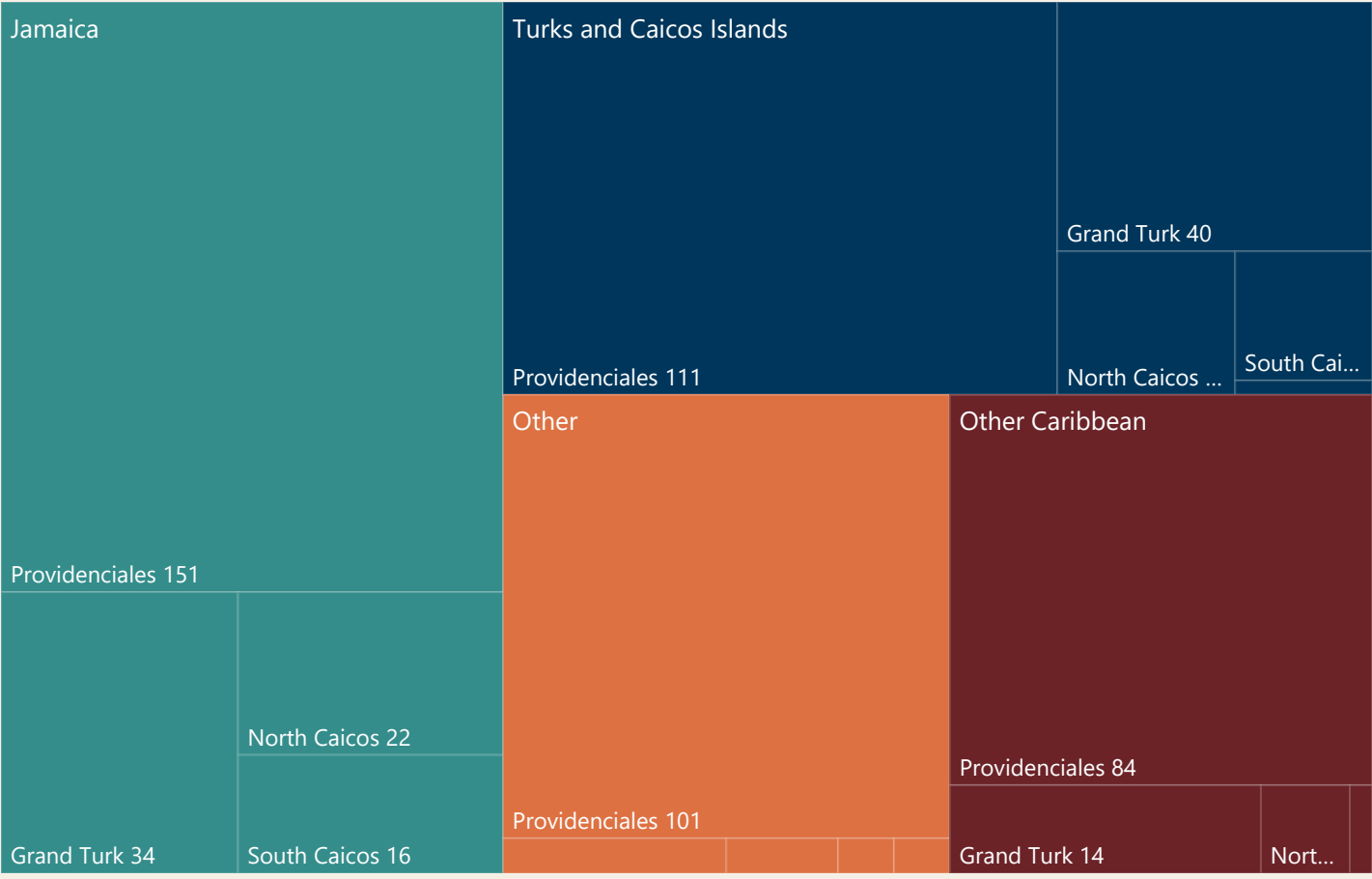
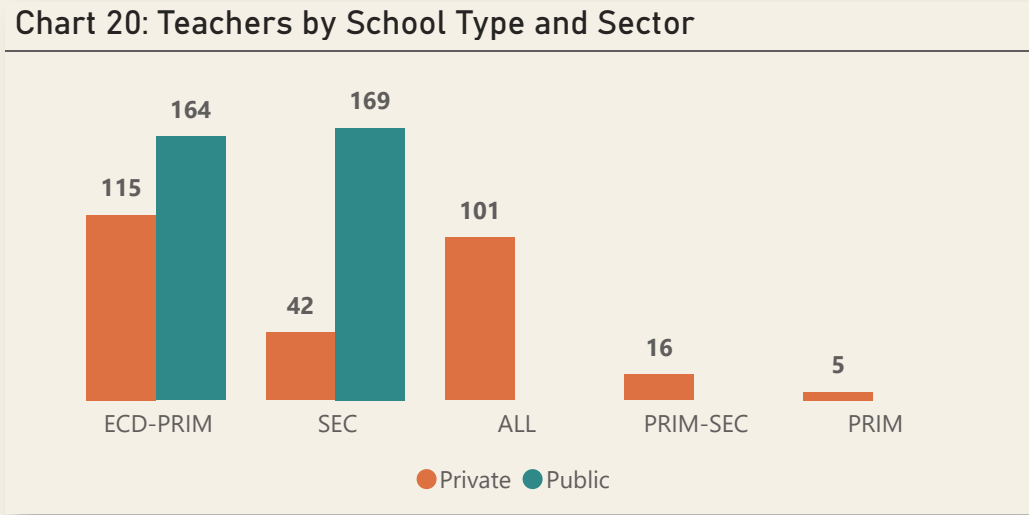


Chart 20: Teachers by School Type and Sector



Total  
**612**

# Teachers and Staff

Chart 21: Teacher Qualification Levels by Island

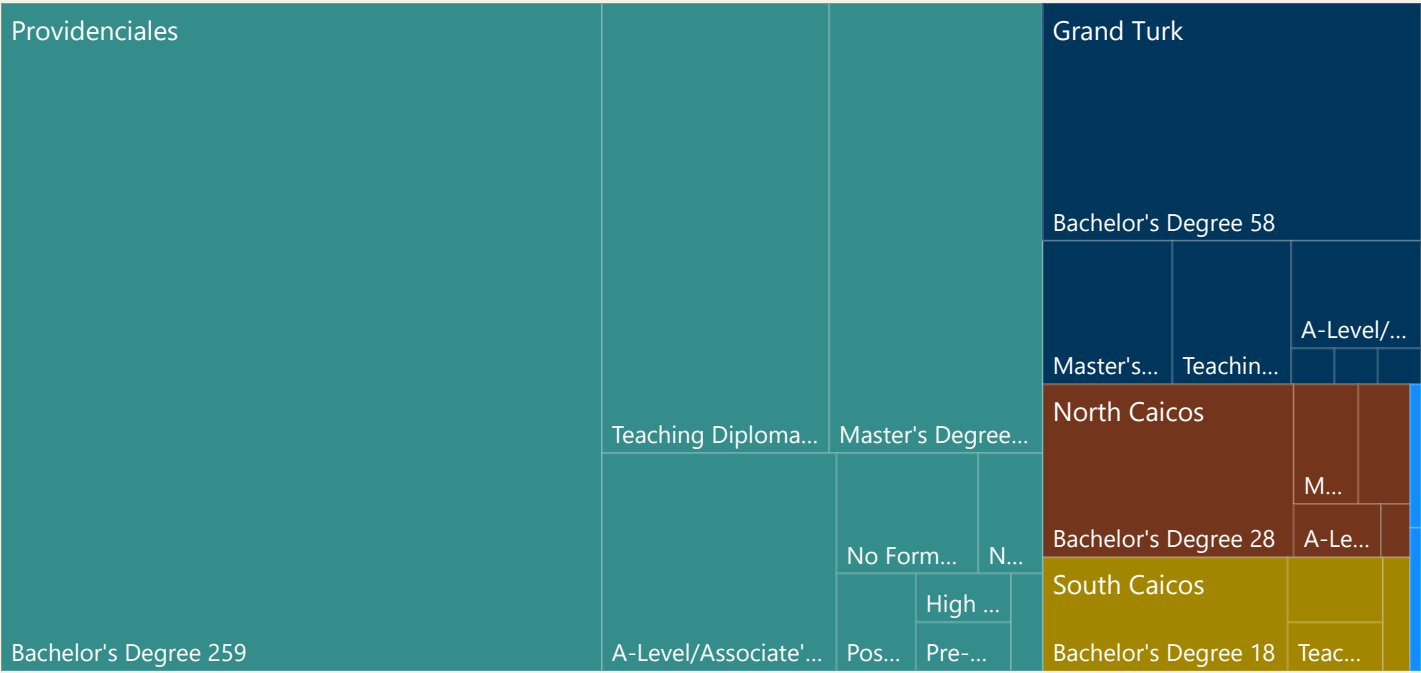
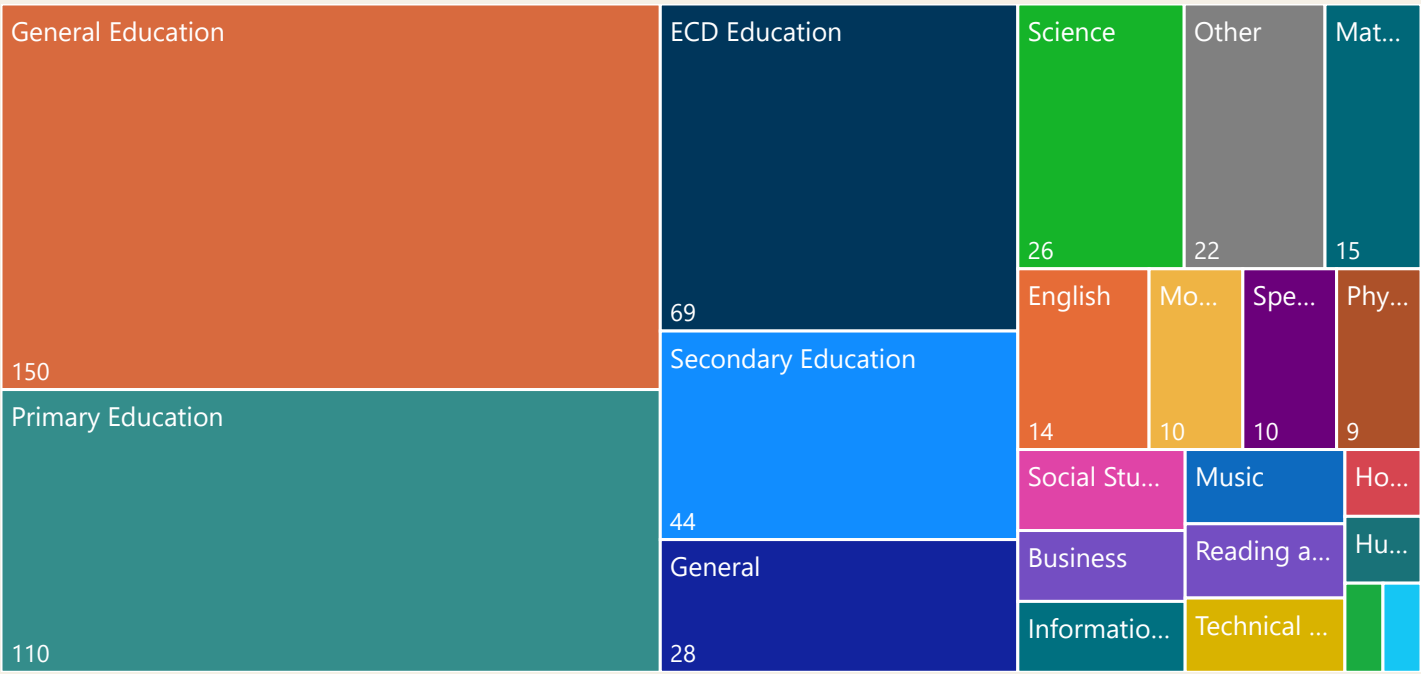


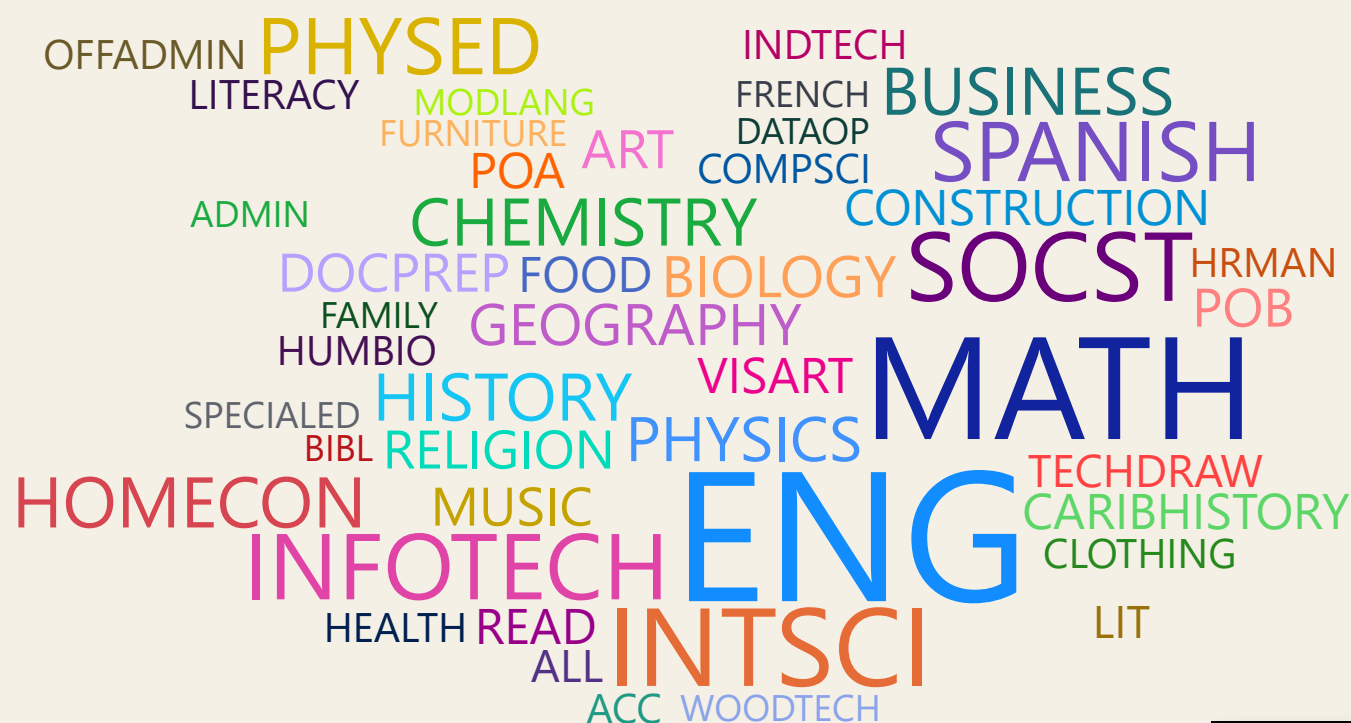
Chart 22: Teachers by Qualification Area





# Teachers and Staff

Chart 25: Subjects Taught by Teachers at Secondary Level



Total

266

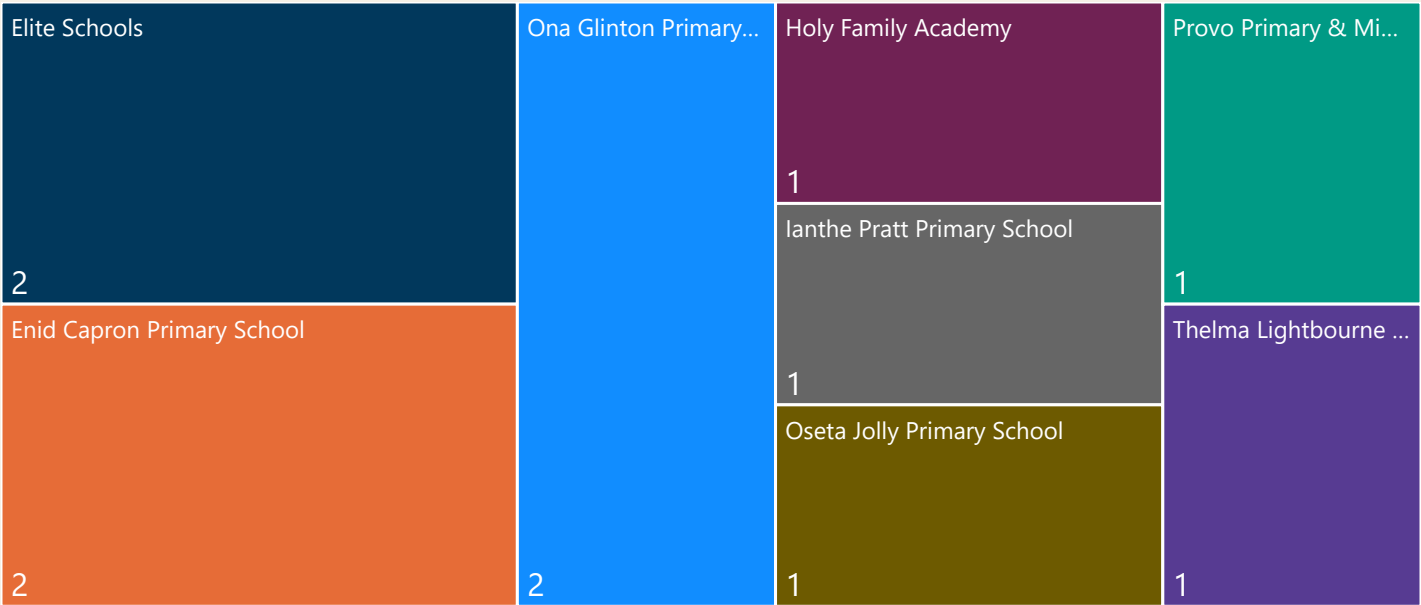
Chart 26: Secondary School Teachers by Nationality and Sector

Nationality	Private	Public	Total
Jamaica	30	106	136
Other	40	9	49
Other Caribbean	17	25	42
Turks and Caicos Islands	10	27	37
No Record		2	2
<b>Total</b>	<b>97</b>	<b>169</b>	<b>266</b>



# Teachers and Staff

Chart 27: Special Education Teachers by School



# TERTIARY EDUCATION



CONTACT US: 649 339-3900 ext. 2027 or 2018 | 649 441-3210

Scan to Apply



Interactive  
Tertiary  
Education

## TERTIARY EDUCATION SUMMARY

Tertiary education in the Turks and Caicos Islands is centred around the Turks and Caicos Islands Community College (TCICC), which offers a variety of programmes designed to meet both personal aspirations and national development needs. The College provides associate and bachelor's degrees, as well as pre-university and technical courses, in areas such as business, education, hospitality, social sciences, and applied technology.

Enrolment at TCICC mirrors broader trends in the education sector. Female students constitute the majority in most programmes, especially in education, business, and social work, whereas male students are more common in technical and engineering fields. This pattern reflects persistent gendered preferences in programme choices, which have consequences for the future makeup of the labour force.

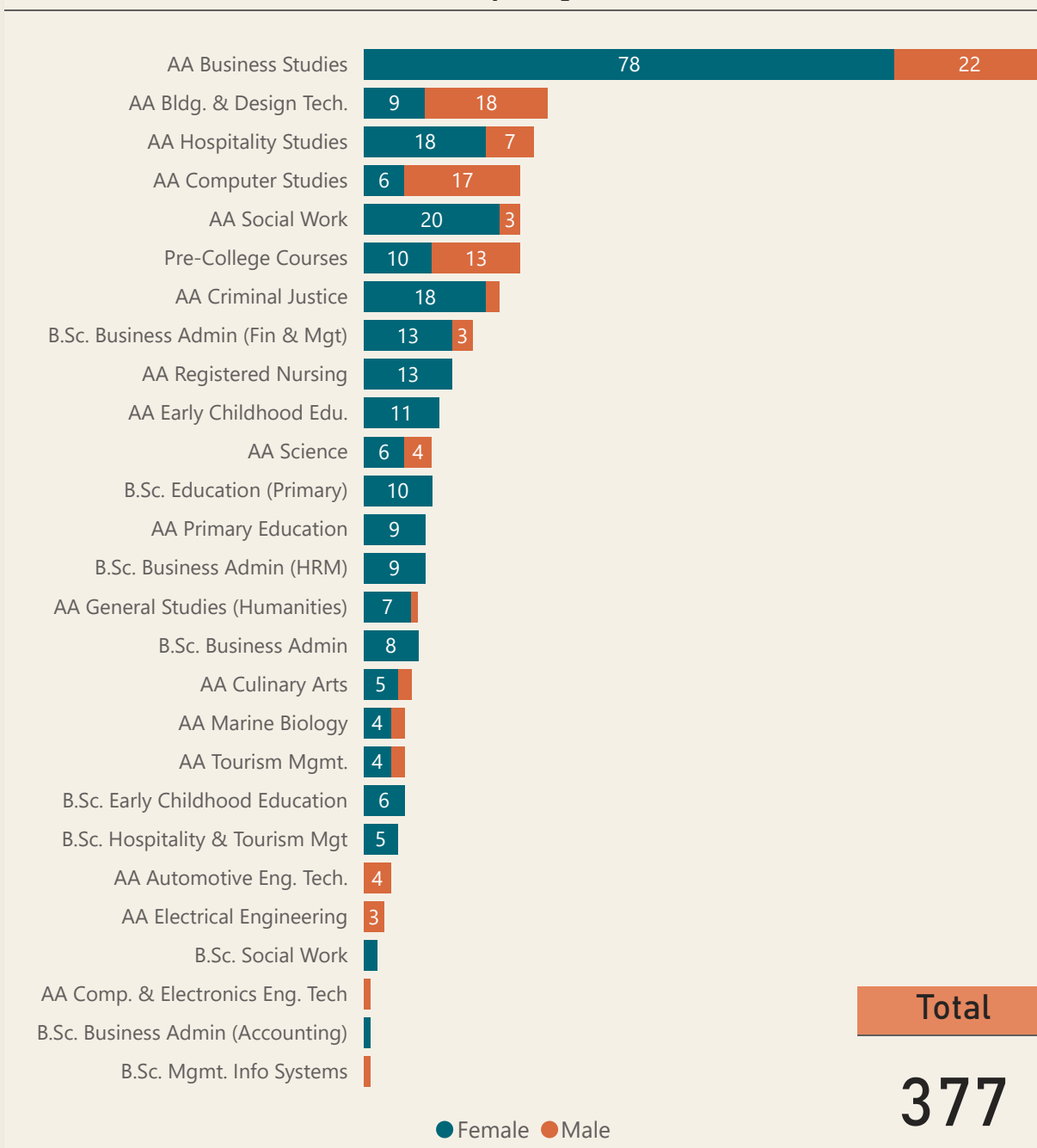
The two-campus setup, with locations in Grand Turk and Providenciales, seeks to balance accessibility with efficiency. Providenciales, due to its larger population and economic strength, educates more tertiary students, while the Grand Turk campus remains an important presence in the capital. The College's programmes are enhanced by scholarships for study at regional universities and overseas institutions, fostering an increasingly diverse tertiary sector.

Challenges persist, including programme diversification, resource limitations, and the need to strengthen student support services to improve completion rates. Nonetheless, the tertiary sector is increasingly playing a key role in training teachers, professionals, and technicians, as well as supporting lifelong learning.

# Tertiary Education

## Turks and Caicos Islands Community College (TCICC)

Chart 28: 2022-23 TCICC Enrolment by Programme and Gender



# Tertiary Education

Chart 29: 2022-23 TCICC Enrolment by Faculty and Gender

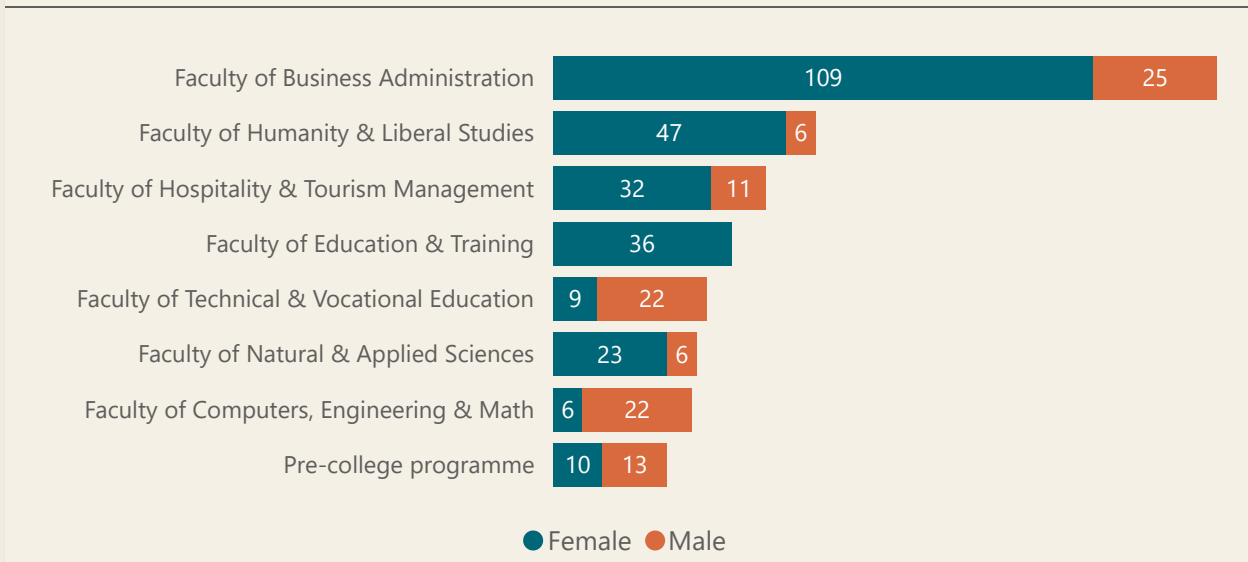


Chart 30: 2022-23 TCICC Enrolment by Faculty and Campus

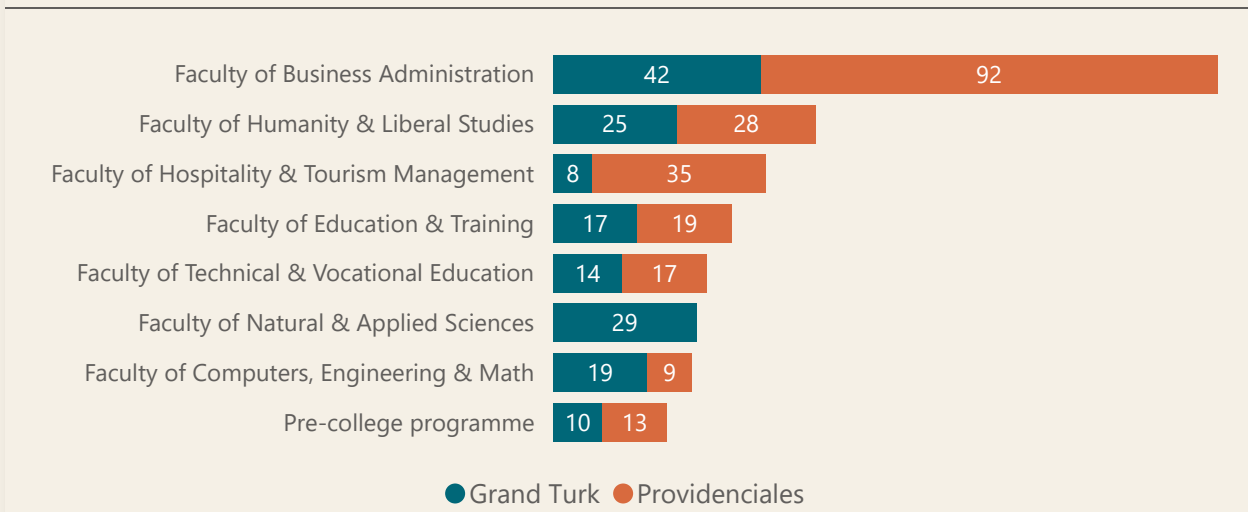
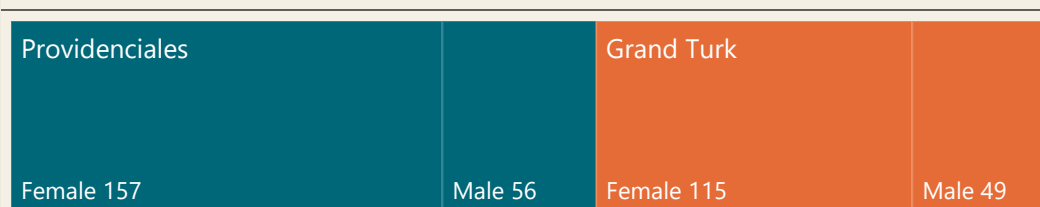


Chart 31: 2022-23 TCICC Enrolment by Campus and Gender



# SCHOLARSHIPS



Interactive  
Scholarships

## SCHOLARSHIPS

### SUMMARY

Scholarships are a crucial means by which the Turks and Caicos Islands provide access to higher education and professional training. The Digest documents the number of awards, fields of study, and destinations, demonstrating how public investment in human capital creates opportunities for individual students.

The government's scholarship programme supports studies both at TCICC and at regional and international institutions. Fields of study typically include health sciences, business, education, engineering, law, and hospitality, reflecting national skills needs and students' aspirations. By covering tuition and, in some cases, living costs, scholarships reduce financial barriers and enable capable students to pursue programmes that might otherwise be inaccessible.

As with other parts of the system, gender patterns are clear. Female students are more often among

scholarship recipients, especially in traditional professional fields and in areas where their secondary examination results are strongest. Male recipients are more noticeable in some technical disciplines but are fewer overall. This imbalance prompts reflection on the conditions that help boys and young men advance through the system and compete for awards.

Scholarships usually come with expectations about academic achievement and, in many instances, service to the country after completing the programme. Although the Digest does not track graduates into the labour market, it emphasises the scale of the investment made and its potential influence on the future pool of skilled professionals. Keeping scholarship policies transparent, fair, and well-aligned with national development priorities will be essential to maximise the benefits of this investment.



# Scholarships

Chart 32: Total Number of Scholarships by Gender and Region

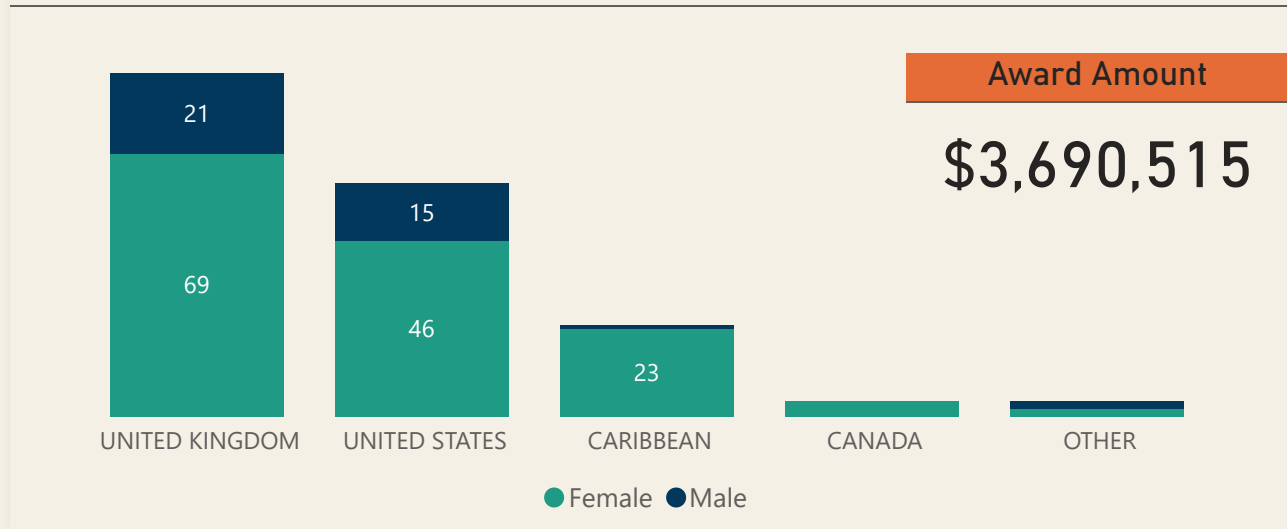
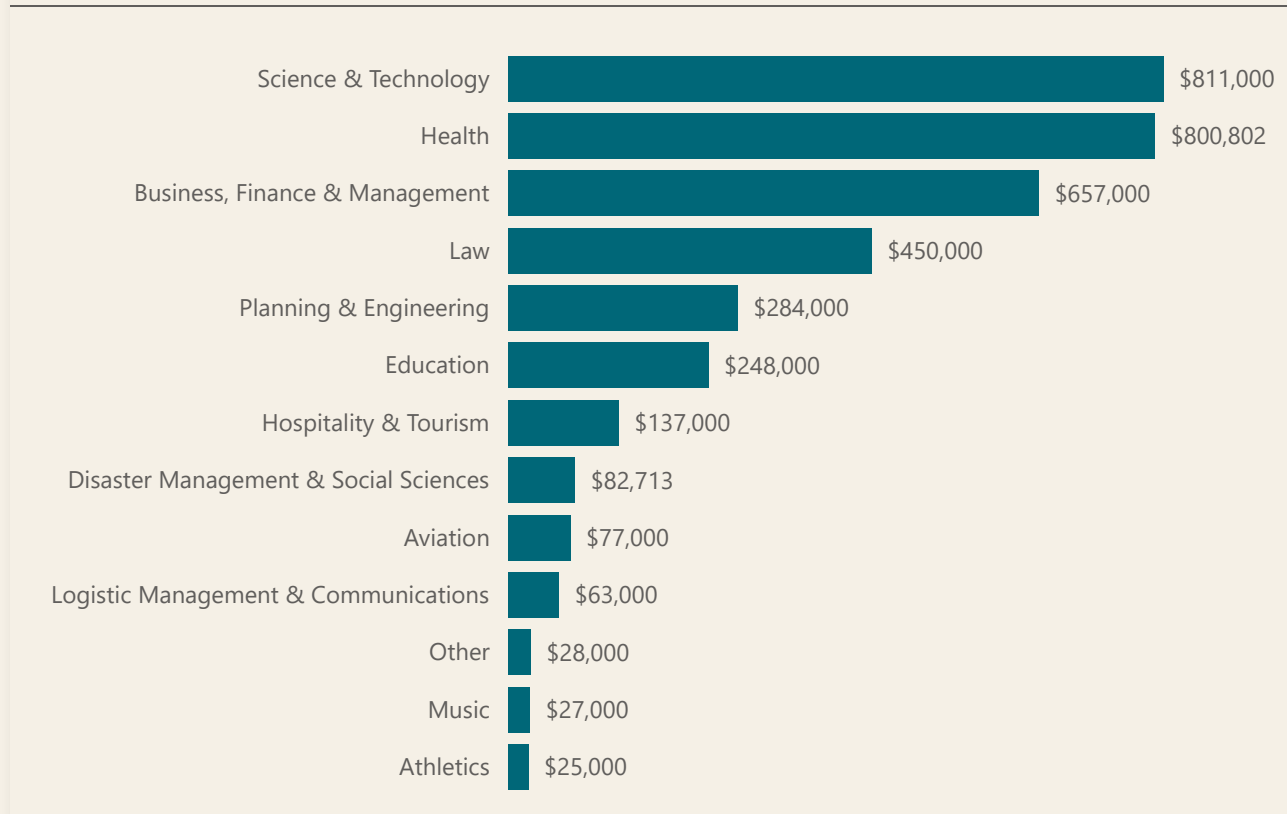
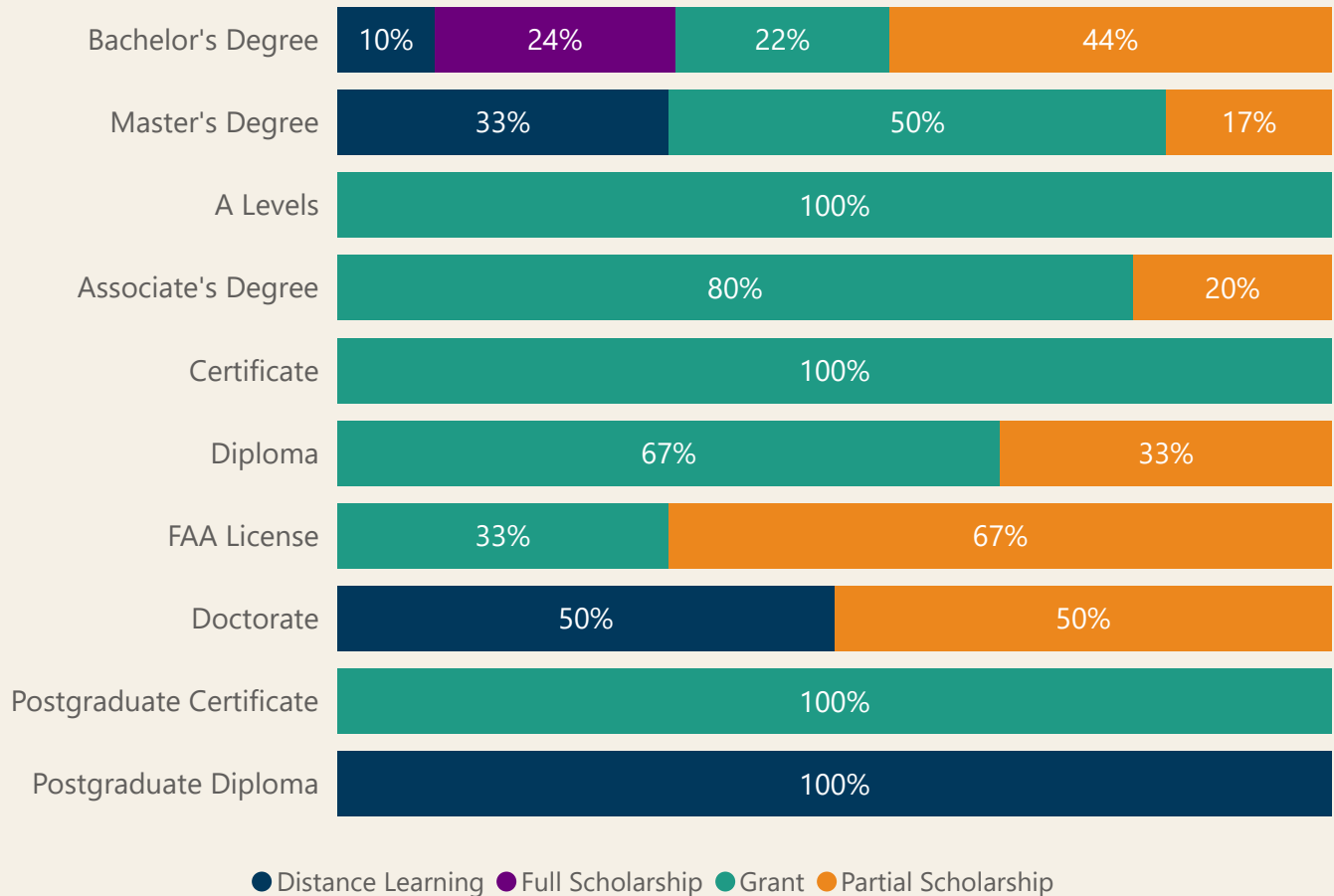


Chart 33: Distribution of Scholarship Awards by Area of Study



# Scholarships

Chart 34: Proportion of Scholarship Types by Academic Level



# FINANCIAL DATA



Interactive  
Financial  
Data



# EDUCATION STATISTICAL DIGEST

## 2022 - 2023

### FINANCIAL DATA SUMMARY

The financial data presented in the Digest illustrate the scale and trend of public investment in education. Each year, a significant portion of the national budget is allocated to the Ministry of Education, with funds distributed to the Education Department, TCICC, the Scholarship Secretariat, and other related bodies. This funding supports the operation of schools and colleges, employs teachers and staff, and helps develop and maintain educational infrastructure.

Recurrent expenditure constitutes the largest part of the education budget. It includes salaries and allowances, utilities, teaching and learning materials, student support services, and daily operational costs. This highlights that education is primarily labour-intensive and relies heavily on ongoing human resource investment.

Although smaller in absolute terms, capital expenditure plays a strategic role in fulfilling infrastructure needs. It supports building and expanding school facilities, refurbishing class-

rooms, upgrading laboratories and specialist spaces, and investing in digital technologies. These improvements influence the quality of the learning environment and the system's capacity to accommodate increasing enrolment and evolving pedagogical methods.

Subventions to TCICC and funding for scholarships are targeted investments in post-secondary and tertiary education. They expand the reach of the national education budget beyond compulsory schooling, supporting the development of advanced skills essential for national progress.

The Digest does not aim to evaluate efficiency or value for money, but it provides a foundation for such assessment. By linking financial data with information on enrolment, staffing, and outcomes, policymakers and stakeholders are better positioned to consider how resources can be allocated to maximise educational and social returns.

# Financial Data

Chart 35: National Budget 2022-23 by Ministry/Department

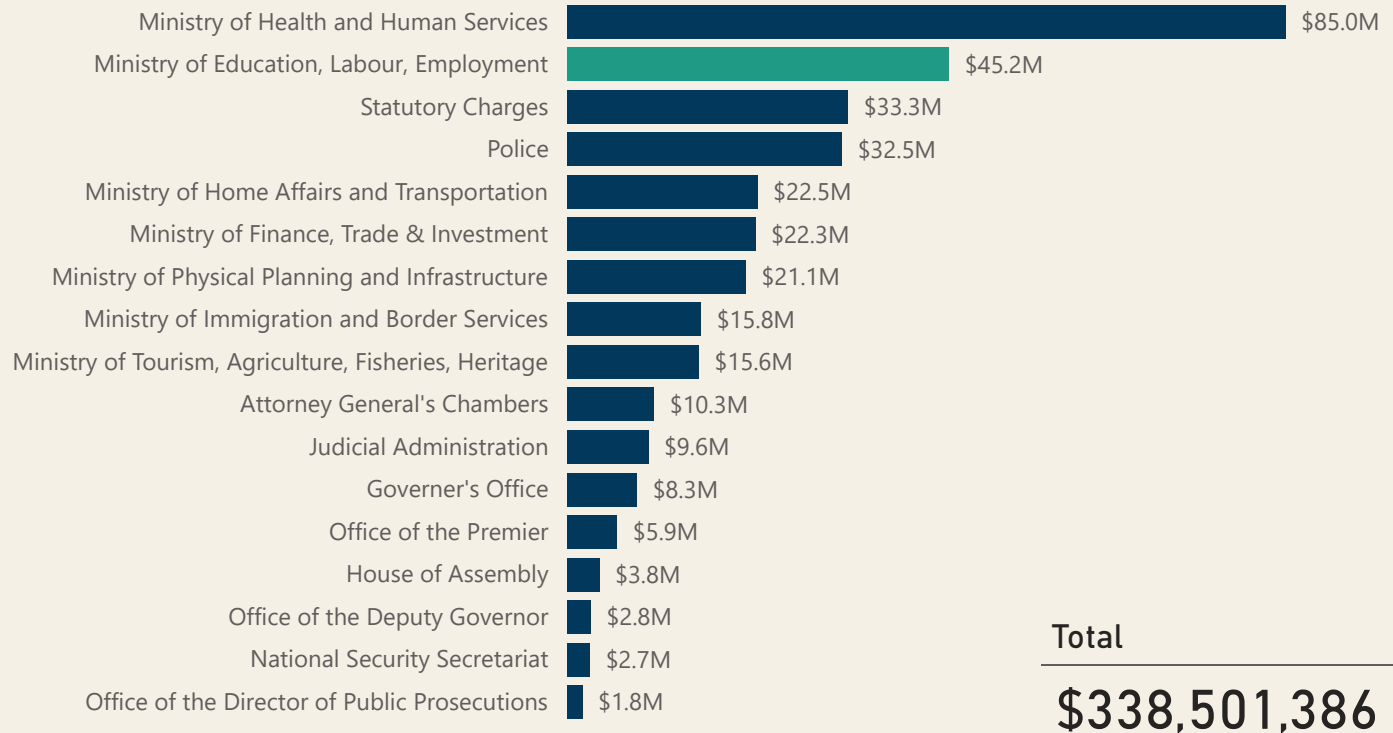


Chart 36: 2022-23 Education Budget per Student

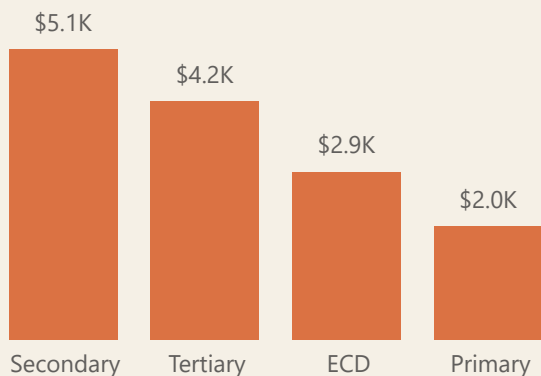
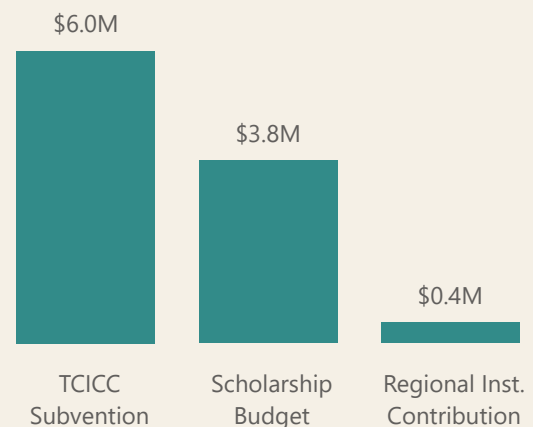


Chart 37: 2022-23 Tertiary Education Budget



# Financial Data

Chart 38: Education Budget by School Level 2018-2023

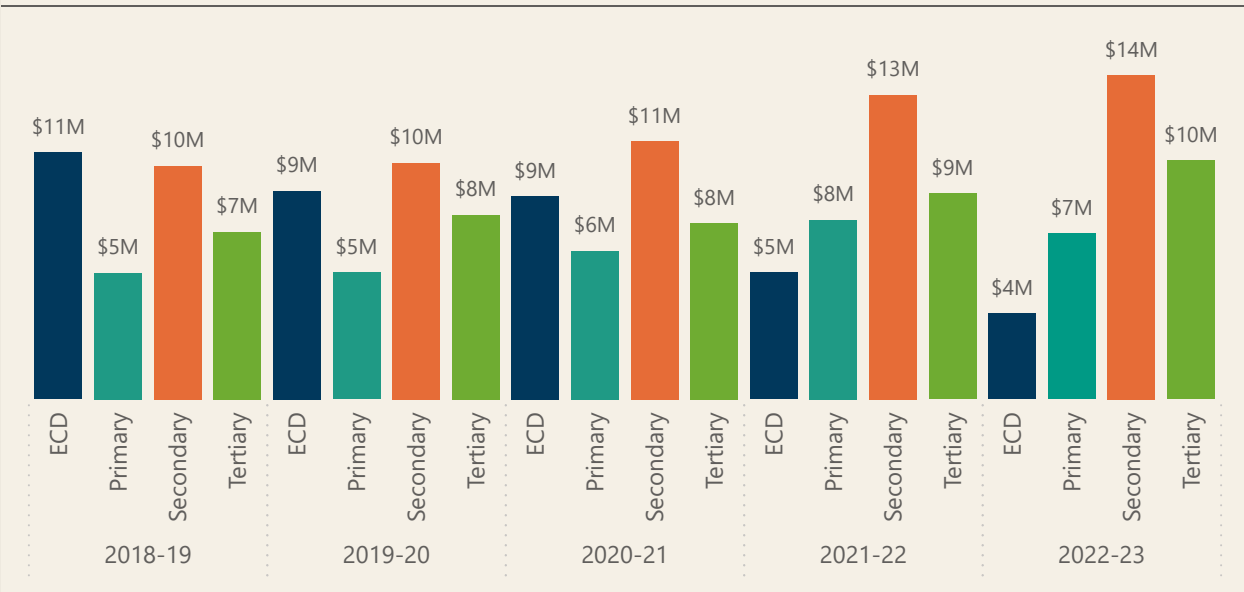
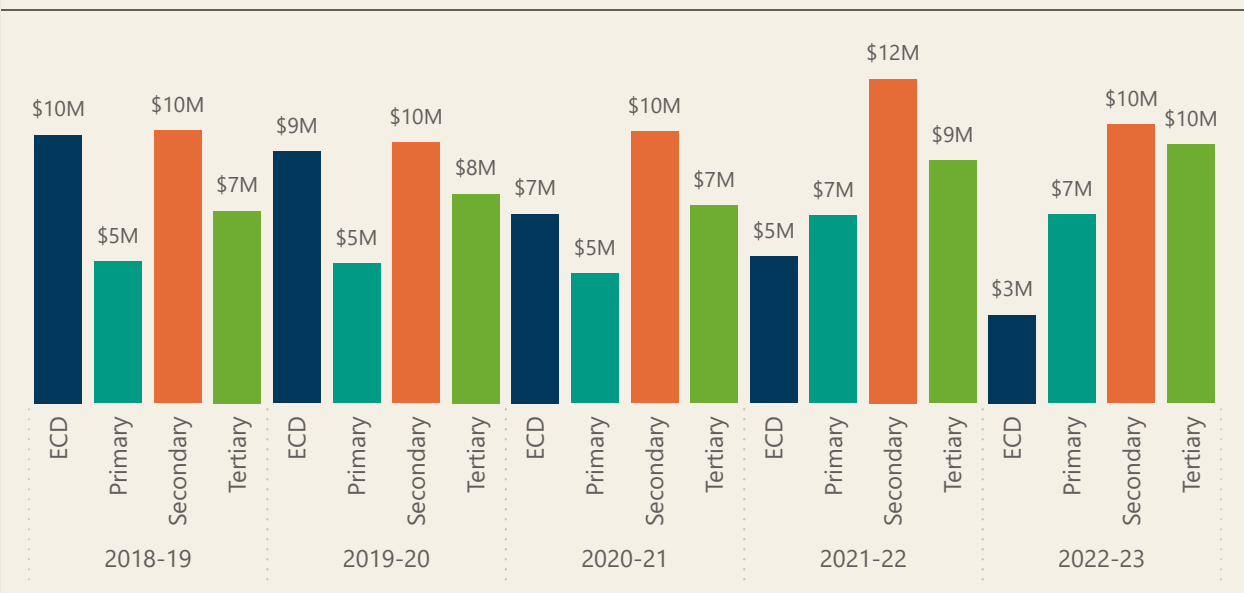


Chart 39: Education Expenditure by School Level 2018-2023





# EDUCATION STATISTICAL DIGEST

## 2022 - 2023

### CONCLUSION

The 2022–2023 Education Statistical Digest highlights a system that has made significant progress in access and participation and is now challenged to consolidate and build upon its achievements. Early childhood provision has grown, primary and secondary education remains strong, and tertiary and vocational opportunities are more widely available than before. The system is increasingly aligned with regional standards and supported by an expanding base of trained educators.

Simultaneously, the evidence highlights ongoing inequities and vulnerabilities. Gender disparities in performance, inconsistent outcomes across schools and islands, and the continued existence of students who leave with limited qualifications all point to areas where additional effort is needed. Pressures on staffing, infrastructure, and specialised services, particularly in special education and counselling, emphasise the importance of

ongoing investment and careful planning.

The Digest's value lies in its clarity and scope. By bringing together data on learners, teachers, institutions, programmes, and finance into a single, unified resource, it provides a common reference point for discussion and decision-making. It does not prescribe solutions but outlines the boundaries of the sector's challenges and opportunities.

Looking ahead, the main goal will be to use this evidence to guide policy and practice: to improve teaching and learning, support vulnerable groups, align programmes with labour market needs, and ensure that every learner, on every island, has access to meaningful, high-quality educational opportunities. In this way, the education system can continue to play its essential role in advancing the broader social and economic goals of the Turks and Caicos Islands.



# APPENDICES





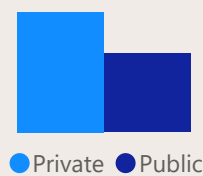
# EDUCATION STATISTICAL DIGEST

## 2022 - 2023

### Appendix A

### TCI Educational Institutions


Schools by Capacity and Sector



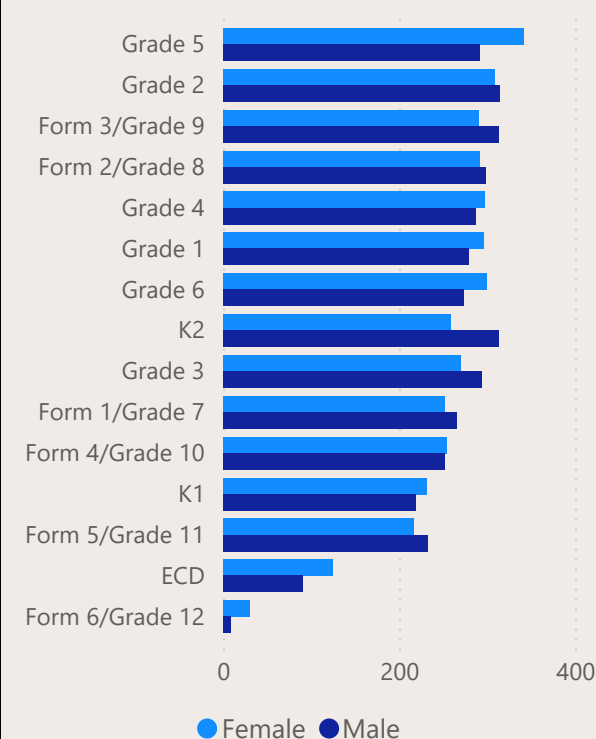
Select School(s)

- ☐ Select all
- ☐ A. Louise Garland Thomas High School
- ☐ Adelaide Oemler Primary School
- ☐ Alpha Christian Academy

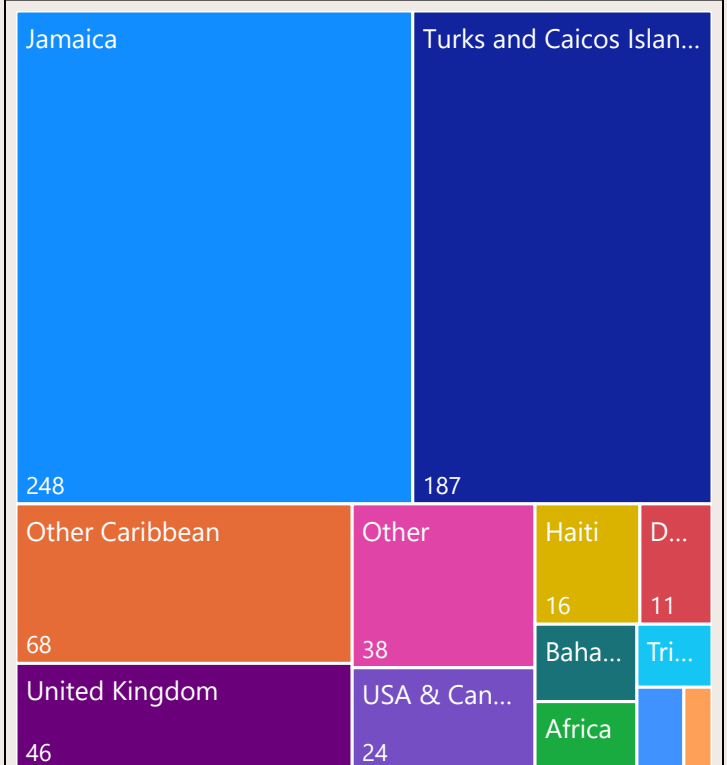
Schools by Island and Electoral District



Enrolment by Gender and Grade



Number of Teachers by Nationality



# EDUCATION STATISTICAL DIGEST

## 2022 - 2023

### Appendix B

### Directory: Compulsory-Age Schools

Name of School	Sector	Type	Address	Island	Principal	Contact Number 24/25	Email Address
A. Louise Garland Thomas High School	Public	Secondary	Long Bay	Providenciales	Mr Conrad Forbes	946 5107	conradforbes.lgth@tciedu.tc
Adelaide Oemler Primary School	Public	ECD - Primary	Bottle Creek	North Caicos	Ms Abigail Delancy	946 7218	abigaildelancy.aops@tciedu.tc
Alpha Christian Academy	Private	All Age	Kishco Plaza, Leeward Highway	Providenciales	Mrs Nicole Hanna	941 4434	nicola.hanna@acaschool.org
B.E.S.T. Institute	Private	ECD - Primary	Wheeland	Providenciales	Mrs Darlene Lightbourne	941 4802	bestinstitute.principal@gmail.com;bestinstitute@tcway.tc
British West Indies Collegiate	Private	Secondary	Venetian Road	Providenciales	Mr Stuart Haynes	332-3332	principal@bwic.tc
Calvary Christian School	Private	ECD - Primary	St. Patrick Street	South Caicos	Mrs Sharon Minott	241 0682	Calvarychristianschool886@gmail.com
Champions For Christ International School of Excellence	Private	Primary - Secondary	Champions Way, Malcolm Beach Road	Providenciales	Mrs Alleveia Chan Jon Chu	332 4903	championsforchristci@gmail.com
Charles Hubert James Primary School	Public	ECD - Primary	Kew	North Caicos	Ms Comonseta Campbell	946 7373	comosetacampbell.chjp@tciedu.tc
Clement Howell High School	Public	Secondary	Blue Hills	Providenciales	Ms Shanta Seymour	941 3411	shantaseymour.chhs@tciedu.tc
Community Christian Academy	Private	ECD - Primary	Leeward Highway	Providenciales	Krystal Haden-Vincent	243 5304   339 8887	ccacademy2008@gmail.com
Doris Robinson Primary School	Public	ECD - Primary	Conch Bar	Middle Caicos	Acting: Ms Brenda Lee Harvey	342 8582	brendaleeharvey.drps@tciedu.tc
Elite High School	Private	Primary - Secondary	124 Main Five Cays Rd, Five Cays	Providenciales	Dr Edward Smith	941-5450, 649-245-8334	eliteschoolsystems2016@gmail.com
Eliza Simons Primary School	Public	ECD - Primary	Grand Turk	Grand Turk	Nyree Taylor-Williams	946 2334	nyreewilliams.esps@tciedu.tc
Enid Capron Primary School	Public	ECD - Primary	Five Cays	Providenciales	Mrs Sophia Garland	946 4243	sophiagarland.ecps@tciedu.tc
Faith Preparatory	Private	ECD - Primary	Godett Allotment	Grand Turk	Pastor Ryandro Brown (acting)	241 8815	info.faithprep@gmail.com
H.J. Robinson High School	Public	Secondary	Church Folly	Grand Turk	Mr Berkley Williams	946 2317	berkleywilliams.hjrh@tciedu.tc
Holy Family Academy	Private	All Age	14 Farm Lane Kew Town	Providenciales	Ms Maria Vazquez	941 7875	holymfamilytci@gmail.com
Ianthe Pratt Primary School	Public	ECD - Primary	The Bight, Providenciales	Providenciales	Ms Neekimo King	946 4165	neekimoking.ipps@tciedu.tc
International School of the TCI	Private	All Age	Governor's Road, Leeward Palms	Providenciales	Mrs Indrani Saunders	946 5523	isaunders@internationalschooltci.com
Iris Stubbs Primary School	Public	ECD - Primary	South Caicos	South Caicos	Mrs Earleen Elliot	231 2336	earleenelliott.isps@tciedu.tc
Lighthouse Christian School	Private	All Age	Bottle Creek	North Caicos	Mrs Diann Smith	242 7442	sunshinedi70@gmail.com
M.I.L.L.S. Institute	Private	ECD - Primary	45 Marby Drive, Long Bay	Providenciales	Mrs Jenniemae Forbes	339 5563   946 5563	millsinstitute@gmail.com
Maranatha Academy	Private	Secondary	287 Millenium Highway	Providenciales	Mr Richard Morgan	946 4385	contact@maranathaacademy.tc
Marjorie Basden High School	Public	Secondary	South Caicos	South Caicos	Mr Rodney Cox	946 3361	rodneycox.mbhs@tciedu.tc
Ona Ginton Primary School	Public	ECD - Primary	Grand Turk	Grand Turk	Rhoda Williams-Cox	946 2337	rhodawilliams.ogps@tciedu.tc
Oseta Jolly Primary School	Public	ECD - Primary	Blue Hills	Providenciales	Mrs Rachel Handfield	941 3370	rachelhandfield.ojps@tciedu.tc
Precious Treasures Pre & Primary School	Private	All Age	37 Cooper Jack Bay Road	Providenciales	Ms Camille Wellington	941 5186	principal@precioustreasureschool.com
Providence International Academy Turks and Caicos	Private	Primary	Eden lane, Leeward Highway	Providenciales	Mrs Michelle Chung (acting)	244 7424	admin@piatci.com / admin@providencetci.com
Providenciales Primary & Middle School	Private	ECD - Primary	Flamingo Park	Providenciales	Mr Jason McCreedy	333 5638	toby.bk@provoprimary.com; info@provoprimary.com
Provo Christian School	Private	ECD - Primary	Stammers Run	Providenciales	Geneive Lewis	941 5775	principal@provochristianschool.com
Raymond Gardiner High School	Public	Secondary	Bottle Creek	North Caicos	Mrs Janet Walkin	946 7757	janetwalkin.rghs@tciedu.tc
Richmond Hills Preparatory	Private	ECD - Primary	6 Richmond Hill Road, Richmond Hills	Providenciales	Mr Marlon Sinclair	946 4957	richhillprep@yahoo.com
Shining Stars Preparatory	Private	ECD - Primary	11 Academy Way, Downtown	Providenciales	Mr Rohan Champaigne	941 4819	shiningstars.prepschool@yahoo.com
TCIPS Comprehensive High	Private	Secondary	Sam's Building, Downtown	Providenciales	Dr Kaye-Ann Irving	339 8178	tcipshigh@gmail.com
Thelma Lightbourne Primary	Public	ECD - Primary	Long Bay	Providenciales	Mrs Robin Cox-Foster	946 5775	robincox.tlps@tciedu.tc
Wesley Methodist School	Private	All Age	24 Leeward Palms	Providenciales	Mrs Edna Cottory	649-339-5785/86	wesleyschooltci@gmail.com

# EDUCATION STATISTICAL DIGEST

## 2022 - 2023

### Appendix B, cont'd

#### Web Directory: Compulsory-Age Schools, Page 1

Name of School	Facebook
Ona Glinton Primary School	<a href="https://www.onaglintonprimary.com/">https://www.onaglintonprimary.com/</a>
Precious Treasures International School	<a href="https://www.facebook.com/tciptis/?locale=en_GB">https://www.facebook.com/tciptis/?locale=en_GB</a>
Enid Capron Primary School	<a href="https://www.facebook.com/share/174KmsMUb3/">https://www.facebook.com/share/174KmsMUb3/</a>
Providenciales Primary & Middle School	<a href="https://www.facebook.com/ProvidencialesPrimarySchool">https://www.facebook.com/ProvidencialesPrimarySchool</a>
Charles Hubert James Primary School	<a href="https://www.facebook.com/profile.php?id=100067667545901&amp;sk=about">https://www.facebook.com/profile.php?id=100067667545901&amp;sk=about</a>
Providence International Academy Turks and Caicos	<a href="https://www.facebook.com/piatci/?locale=en_GB">https://www.facebook.com/piatci/?locale=en_GB</a>
Alpha Christian Academy	<a href="https://www.facebook.com/pages/Alpha-Christian-Academy-Providenciales/581065488971440?locale=ca_ES">https://www.facebook.com/pages/Alpha-Christian-Academy-Providenciales/581065488971440?locale=ca_ES</a>
Lighthouse Christian Academy	<a href="https://www.facebook.com/p/TCI-Lighthouse-Christian-Academy-100091681789340/">https://www.facebook.com/p/TCI-Lighthouse-Christian-Academy-100091681789340/</a>
Oseta Jolly Primary School	<a href="https://www.facebook.com/p/Oseta-Jolly-Primary-School-100086573323812/">https://www.facebook.com/p/Oseta-Jolly-Primary-School-100086573323812/</a>
M.I.L.L.S. Institute	<a href="https://www.facebook.com/p/MILLS-Institute-100057432850152/?locale=en_GB">https://www.facebook.com/p/MILLS-Institute-100057432850152/?locale=en_GB</a>
Faith Preparatory	<a href="https://www.facebook.com/p/Faith-Preparatory-School-100085841833390/">https://www.facebook.com/p/Faith-Preparatory-School-100085841833390/</a>
B.E.S.T. Institute	<a href="https://www.facebook.com/p/BEST-Institute-100057821913474/">https://www.facebook.com/p/BEST-Institute-100057821913474/</a>
Adelaide Oemler Primary School	<a href="https://www.facebook.com/p/Adelaide-Oemler-Primary-61567148961747/">https://www.facebook.com/p/Adelaide-Oemler-Primary-61567148961747/</a>
Maranatha Academy	<a href="https://www.facebook.com/maranathaacademy.tc/?locale=en_GB">https://www.facebook.com/maranathaacademy.tc/?locale=en_GB</a>
International School of the TCI	<a href="https://www.facebook.com/internationalschooltci/?locale=en_GB">https://www.facebook.com/internationalschooltci/?locale=en_GB</a>
Ianthe Pratt Primary School	<a href="https://www.facebook.com/iantheprattprimaryschool/">https://www.facebook.com/iantheprattprimaryschool/</a>
H.J. Robinson High School	<a href="https://www.facebook.com/hjfirsthigh/">https://www.facebook.com/hjfirsthigh/</a>
Eliza Simons Primary School	<a href="https://www.facebook.com/elsimonsprimaryschool/?locale=en_GB">https://www.facebook.com/elsimonsprimaryschool/?locale=en_GB</a>
Elite High School	<a href="https://www.facebook.com/elitehighschool/?locale=en_GB">https://www.facebook.com/elitehighschool/?locale=en_GB</a>
Doris Robinson Primary School	<a href="https://www.facebook.com/DRPS1/">https://www.facebook.com/DRPS1/</a>
Community Christian Academy	<a href="https://www.facebook.com/communitychristianacademytci/?locale=en_GB">https://www.facebook.com/communitychristianacademytci/?locale=en_GB</a>
British West Indies Collegiate	<a href="https://www.facebook.com/BWICTC/?locale=en_GB">https://www.facebook.com/BWICTC/?locale=en_GB</a>
A. Louise Garland Thomas High School	
Calvary Christian School	
Champions For Christ International School of Excellence	
Clement Howell High School	
Holy Family Academy	
Iris Stubbs Primary School	
Marjorie Basden High School	

# EDUCATION STATISTICAL DIGEST

## 2022 - 2023

### Appendix B, cont'd

#### Web Directory: Compulsory-Age Schools, Page 2

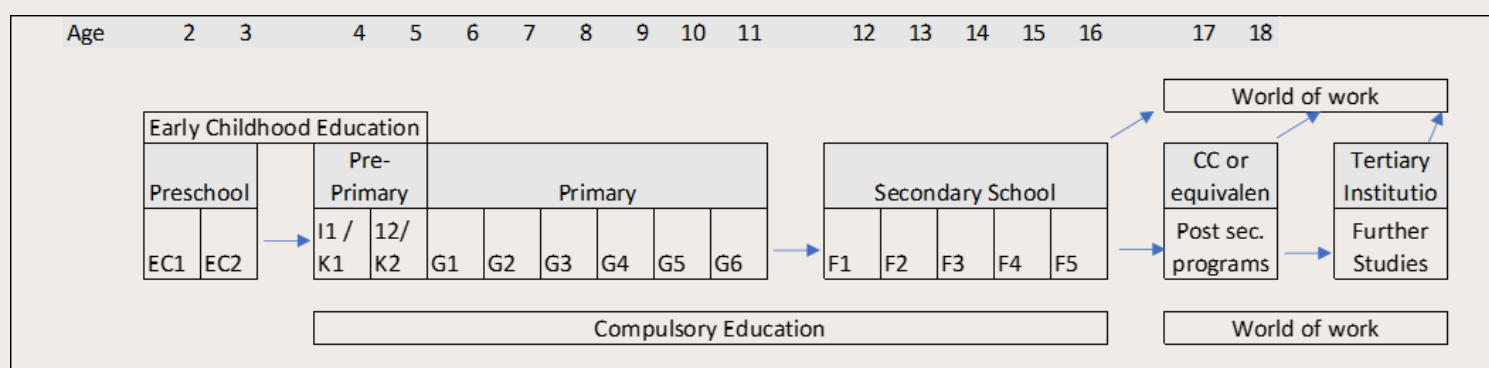
Name of School	Facebook
Thelma Lightbourne Primary	<a href="https://www.facebook.com/thelmalightbourneprimaryschool/?locale=en_GB">https://www.facebook.com/thelmalightbourneprimaryschool/?locale=en_GB</a>
Shining Stars Preparatory	<a href="https://www.facebook.com/shininstarsprep/?locale=en_GB">https://www.facebook.com/shininstarsprep/?locale=en_GB</a>
Richmond Hills Preparatory	<a href="https://www.facebook.com/richmondhillprep/?locale=en_GB">https://www.facebook.com/richmondhillprep/?locale=en_GB</a>
Raymond Gardiner High School	<a href="https://www.facebook.com/RaymondGardinerHighSchool/">https://www.facebook.com/RaymondGardinerHighSchool/</a>
Provo Christian School	<a href="https://www.facebook.com/provochristianschool">https://www.facebook.com/provochristianschool</a>
Wesley Methodist School	<a href="https://www.facebook.com/p/Wesley-Methodist-School-TCI-100054464619659/?locale=en_GB">https://www.facebook.com/p/Wesley-Methodist-School-TCI-100054464619659/?locale=en_GB</a>
TCIPS Comprehensive High	

# EDUCATION STATISTICAL DIGEST

## 2022 - 2023

### Appendix C

### Age-Grade Level Mapping





# EDUCATION STATISTICAL DIGEST

## 2022 - 2023

## Appendix D

### How to use the Interactive Digest

Welcome to the 2022-23 Interactive Education Statistical Digest of the Turks and Caicos Islands!

Access the Digest [here](#)!

On this page, the last page of the Digest, we will provide a few tips on how to use the Interactive version, which looks similar to the pdf version, but allows you to choose and access more details.

To view the table informing each chart, right-click the chart and choose "Show as a table".

Hover your cursor over any portion of a chart to view details on a tooltip.

In Appendix A, you can view specific details by individual school.

Feel free to click any area of each chart to view details on the area you have clicked. Other charts will change, increasing the chance of gaining useful insights. If you have selected an area, click it again to reset the chart.

Happy experimenting!

Click between the two page numbers at the bottom of your screen to see an interactive Table of Contents that will allow you to jump to any page.